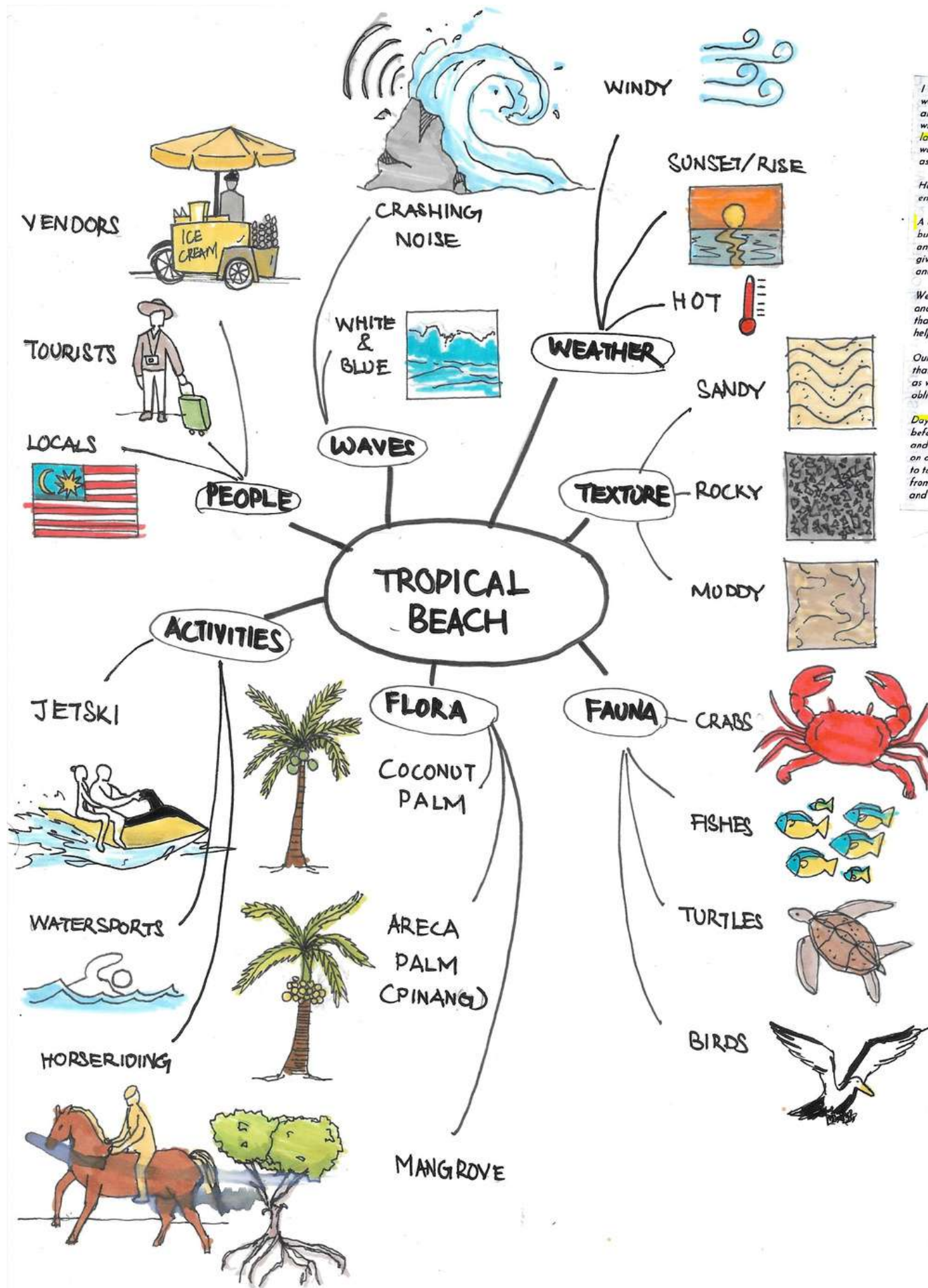


# DESIGN PROCESS

## GROUP S2

Tutor: Ar. Shahira Shaharuddin

BECK KEM	0342531	TERRY WANG KUN KIT	0353878
FOO YUANZHANG	0344541	BRANDON LOOI LIK SENG	0355156
SIEW FANG JIE	0349344	LOW WENG FAI	0347303
THEN JIA CHENG	0344945	NIKHIL ISAAC SELVANANDAM	0349343
CHONG PEI EN	0352818		



I wonder how many times we sit at our desk and look out the window on a sunny day, wishing we were on a tropical beach, lazing in the sun under a coconut tree, watching the sparkling waters as they race up the sandy beach.

Having a lazy day with the sand and sea, enjoying Mother Nature's beautiful bounty.

A dream maybe, but a dream that helps us through any storms that may weather our lives, giving us hope for tomorrow and the sunny day that might bring.

We look at the blue sky and the odd white fluffy clouds that shape into many things, helped along with warm comforting winds.

Our mind is full of images that build our favourite dreams as we while away a few minutes oblivious to everything.

Daydreaming our fondest dreams before reality kicks in and the opalescent workload on our desk appears once again to take us away from our tropical paradise and implant us back in our reality.

**RETRAIT / ESCAPE**  
EMOTIONS - RELAXED  
- DREAMY

**VISUAL** - IDEALISED / IMAGINATION

**TOUCH** WARM WIND

**COLOURS**

dusty rose and saffron scattered sky filtering framing coconut fronds the warm breeze taps my shoulders bringing me out of my reverie

a tropical sunset staining my retina carried across the ocean recalled on this bleak snowy day tears gush freely at my loss

lingering like a ghostly frame warmth of the Caribbean flying exuberance in every sunset I've lost you forever

**EXUBERANCE**  
- FULL UP ENERGY, EXCITEMENT, AND CHEERFULNESS

**EMOTION**

**REVERIE**  
- A STATE OF BEING PLEASANTLY LOST IN ONE'S THOUGHTS; DAYDREAM.

**TOUCH**

**OUND**

## NARRATIVE

A dream hard to get in,  
A reality hard to get out.

Sun is the symbol of reality,  
A reminder of life's duality,  
Its warmth and light, both fierce and strong,  
Are essential for us to live long.

Moon is the symbol of dreams,  
A promise of hope, and endless streams,  
It's gentle light, both calm and pure,  
A guide for us as we explore.

For in the daylight, I faced the real,  
But in the moonlight, dreams revealed.

The beach, where reality meets dreams,  
Where the sun and moon share their beams.  
A place of duality, where reality and dreams align,  
And the sun and moon's power, forever entwined.

The poem invites readers to understand the tropical beach as an escape and retreat from reality as we often see the beach as an image of a paradise and vacation.

It is a story of emotional expression and abreaction as an escape from the hustling city and its pressures.

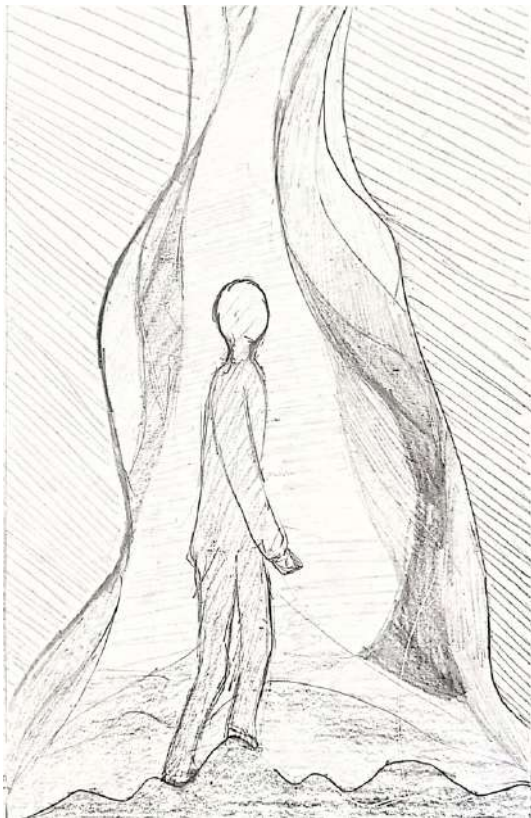


# LINEAR TYPOLOGY




## Overwhelming

Exterior is daunting as user approach the structure



## Dense

Challenges in exploration as the user goes deeper into the structure



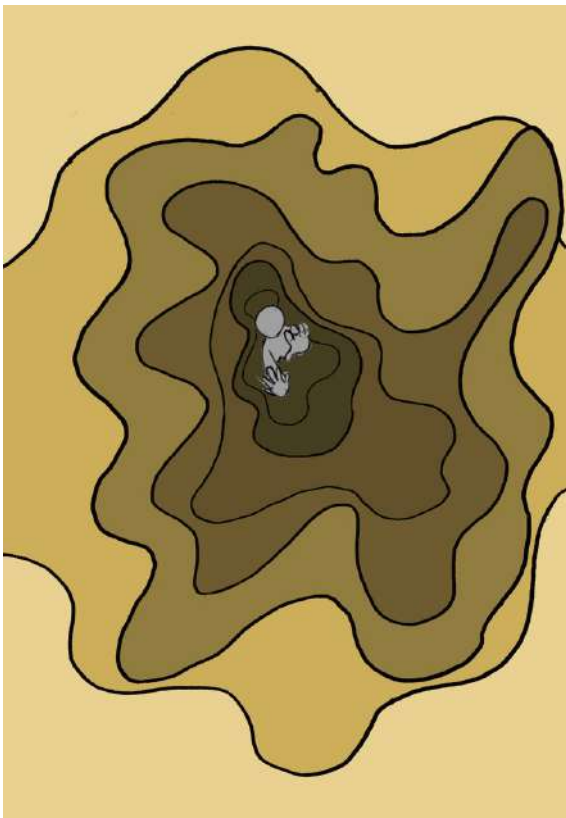
## Open and Airy

As the user walks through the structure, they experience the vast openness of the ocean, as light travels from the ceiling, it diminishes as it reaches the ground



## Struggle


User trying to cope with their emotions and try to escape the loop of reality



## Overwhelmed

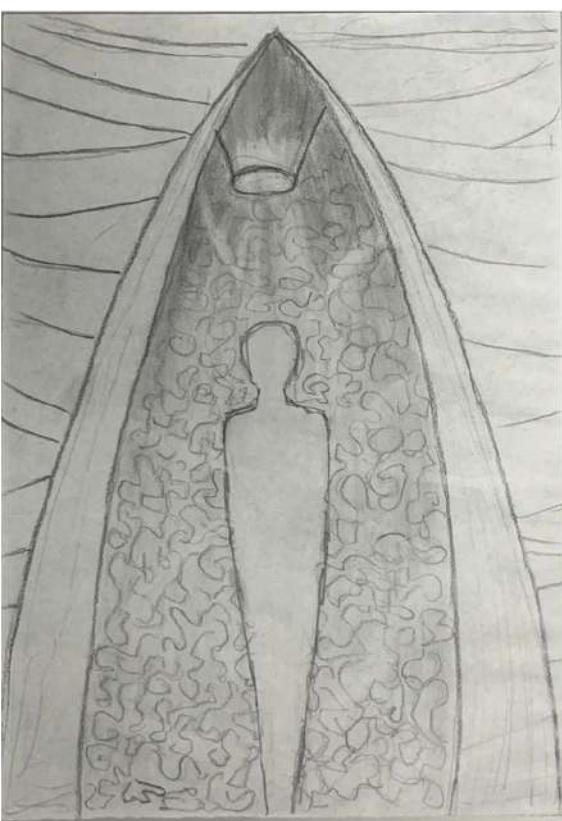
Succumb to and overwhelmed by the pressure and fall back into the reality loop

# CONCENTRIC TYPOLOGY



## Curiosity

Out of curiosity, the user decide to take a look at the structure




## Discovery

Upon arrival, the user discovered that the inside is very different from the looks from outside



## Exploration

The user have to find their way by exploring the structure and climbing up to the light source.



## Reveal


The user walk up the stair that form by the texture of the wall and arrive at the hammock space



## Relishment

The user did not want to leave the space, the desire to stay is strong

# WHAT IS POETIC ARCHITECTURE?



1. The art of forming, combining and assembling



2. Connects people by inspiring and touching them on an emotional or spiritual level



3. Strong content statement

## GROUP UNDERSTANDING

Poetic architecture is the art of shaping and language to create a unique spatial space for the user to experience, which aims to connect people with architecture.

## WHAT MAKES A GOOD POETIC SPATIAL ARCHITECTURE

When it humbly taps into your emotion

When it becomes a symbol for a country





When it makes a statement about what's inside

When the details are sensitive to human scale and senses

When it presents itself as a new form of beauty

When its proportion are balanced perfectly

# TYPES OF POETIC SPACES

METAPHYSICAL SPACES	SACRED SPACES	SOCIAL SPACES	ENVIRONMENTAL SPACES
Evoked spiritual or emotional responses in individuals	Create a sense of awe and reverence	Facilitate social interaction, communication, and community building	Facilitate social interaction, communication, and community building
 <p>Sancaklar Mosque Architect: EAA</p> <p>The Sancaklar Mosque creates a spiritual atmosphere through abstract elements such as light and shadow.</p>	 <p>The Ronchamp Chapel Architect: Le Corbusier</p> <p>The Ronchamp Chapel's spiritual sanctuary inspires awe and contemplation in visitors.</p>	 <p>Heydar Aliyev Center Architect: Zaha Hadid</p> <p>The space is multi-purpose, and designed for various activities such as exhibitions, performances, conferences, and gatherings.</p>	 <p>Baitur Rauf Mosque Architect: Marina Tabassum</p> <p>The courtyard is designed to allow natural light and ventilation.</p>

# MODIFYING ELEMENTS



**Light and Shadow**

In architectural design, light and shadow can be manipulated by playing with the source of light and the resulting shadows. Shadows are associated with fear and the unknown, while light symbolizes hope and can bring order to chaos.

By contrasting the interplay between light and shadow, architects can create a poetic quality in their structures that speaks to the duality of the human experience and evokes wonder and awe.



**Texture and Touch**

Altering the texture of architectural elements can create areas with different meanings. A smooth surface suggests a resting area, while a rough one evokes tension.

Texture can influence the environment's mood; soft surfaces convey peace, while rough ones suggest strength. Textural elements can be used to create spaces that fulfill functional needs and communicate desired ambiance.



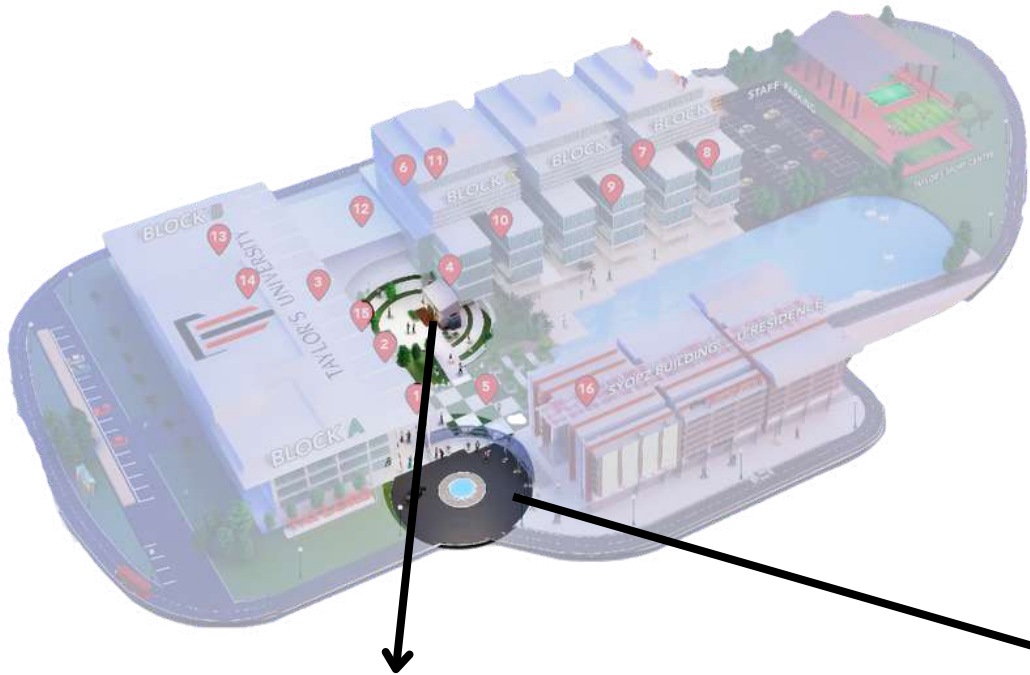
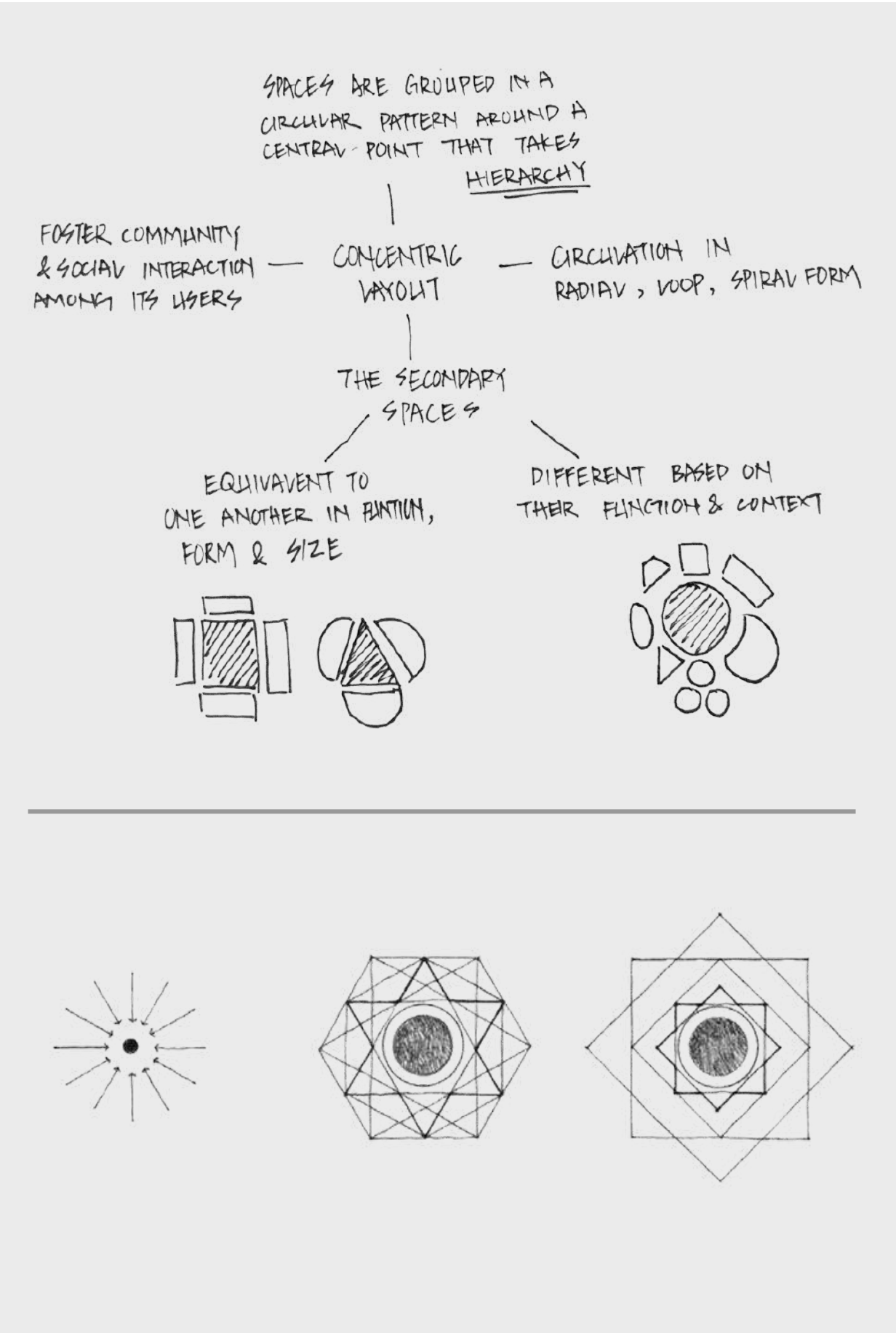
**Time**

The passage of time can have an impact on the way a building is perceived and experienced,

With extended exposure to a building, users can gain a deeper understanding of its form and function, and develop a more nuanced appreciation for its characteristics.

By fostering an ongoing relationship with a structure, users can establish a sense of familiarity and connection that enhances their experience and understanding of the built environment.

# CONCENTRIC LAYOUT

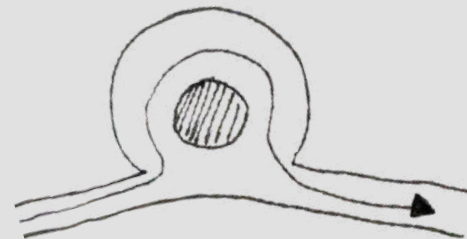


Exploring the  
**concentric**  
layout in Taylor's  
University  
Campus



## OUTDOOR AMPHITHEATER

- EASY ACCESS TO VARIOUS SPACES
- ~~W~~ WAITING & GATHERING AREA
- ART DISPLAY AREA
- CREATE A GREEN ENVIRONMENT THAT ENCOURAGES TO CONNECT WITH NATURE

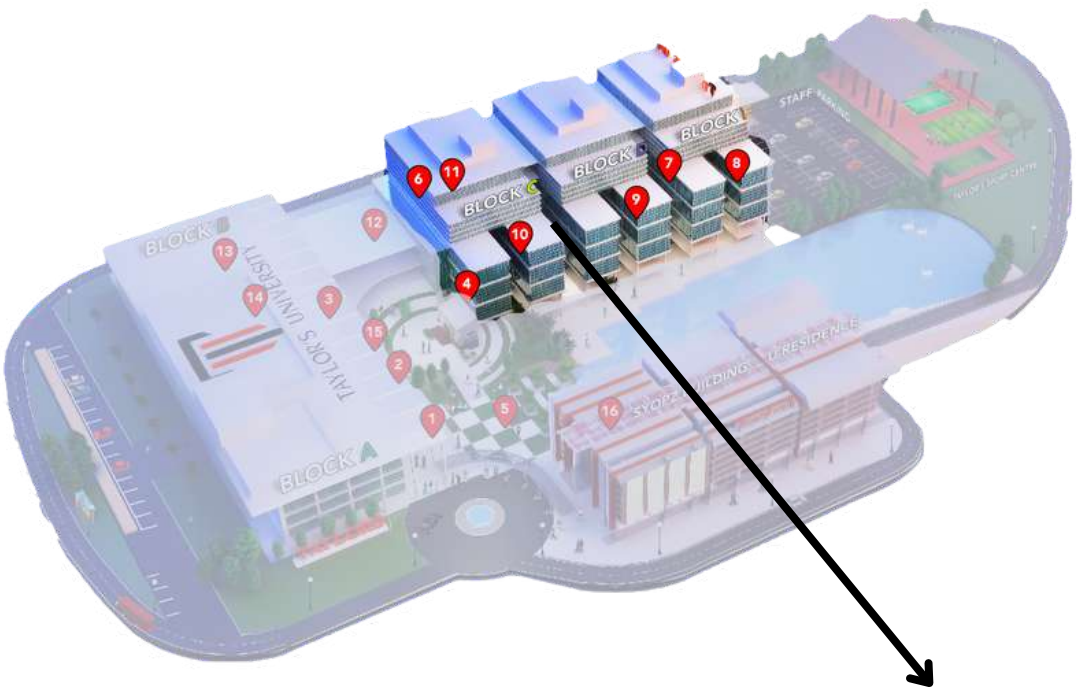
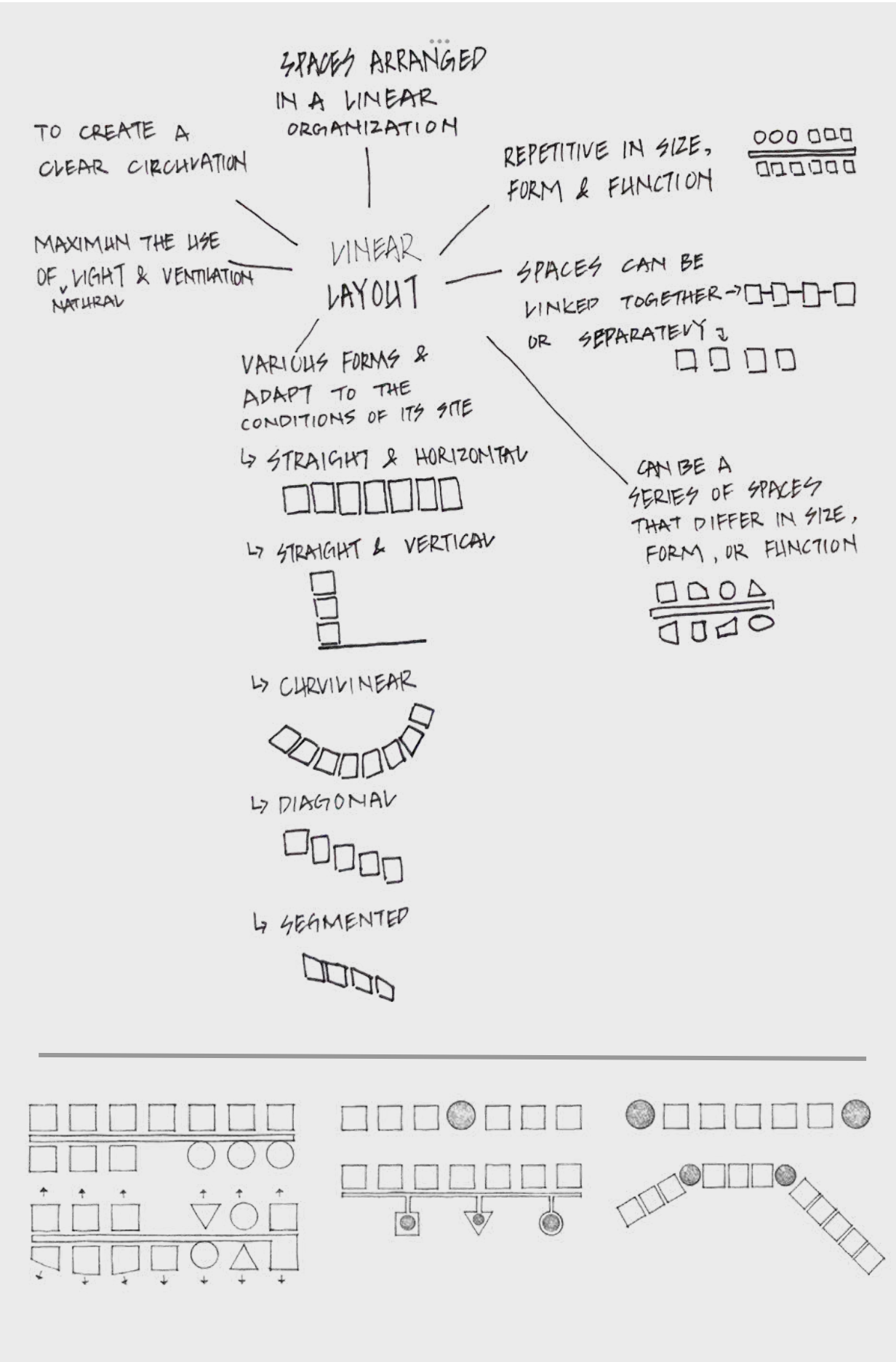


## ROUNDABOUT

- THE MAIN ENTRANCE TO THE UNIVERSITY
- EFFICIENT TRAFFIC FLOW
- EASY ACCESS TO THE DIFFERENT SPACES



# LINEAR LAYOUT



Exploring the linear layout in Taylor's University Campus

THE CORRIDORS ARE DESIGNED IN A VINEAR LAYOUT

- CLEAR PATH FROM ONE ENDPOINT TO THE OTHER
- EASIER FOR USER TO NAVIGATE THE BUILDING
- FLEXIBILITY IN USING CORRIDOR SPACE FOR VARIOUS PURPOSE LIKE EXHIBITIONS / REST AREAS

# **DISCOVERING POETIC SPACES IN TAYLOR'S UNIVERSITY LAKESIDE CAMPUS**

## **PATHWAY 1**



### **MOOD / SENSE**

Lake and greeneries

The sound of the nearby waters and the rustling leaves makes the user feel like they are interconnected with nature within the architecture.

### **ARCHITECTURE ELEMENTS**

Floor and wall

The rough texture of the concrete wall invites touch hence, encouraging intimacy with the architecture and space.



### **MODIFYING ELEMENTS**


Light and shadow

The bright light in the middle creates a strong contrast to the walls from two sides which are darker in color.

### **POETIC ARCHITECTURE**

The linear path, giving a sense of direction, and the greenery creeping over the walls represents time as they grow and die. Both together symbolizes growth in a journey to achieve a purpose.

# CORRIDOR 2



## MOOD / SENSE

The scale and the vibe of the dark, empty corridor gives the user a feeling of **insignificance** and **helplessness**. On the other hand, the light at the end act as the only hope as they walk towards the light of redemption.

## ARCHITECTURE ELEMENTS

### The walkway and the wall

The walkway and the wall act as a guide for the user and lead the way toward the light at the end.

## MODIFYING ELEMENTS

### Light and shadow

The dark corridor and the light illuminating at the end of the walkway form a strong **contrast** as the **light** and **shadow** differentiate both of them clearly.

## POETIC ARCHITECTURE

The linear corridor that leads to a light source which represents **hope**. The light illuminates the walkway as the wind blows through the opening creating a sense of direction leading and guiding the users to follow and walk along it.



# HORIZON 3



## MOOD / SENSE

The reflection of the trees and the trees themselves creates a horizon that creates **duality**. A horizon will always be present as you journey through which represents **endlessness**.

## ARCHITECTURE ELEMENTS

### The base

The base of those two buildings creates a horizon that cut through the middle and revealed its reflection in the lake.

## MODIFYING ELEMENTS

### Time

The trees and buildings represent **time** as manmade buildings become more and more. On the other hand, the forest becomes lesser each time as time goes on. The trees in the water become blur means that the forest is slowly gone.

## POETIC ARCHITECTURE

The **sound** of leaves rustling, waters flowing and ducks chirping nearby the space makes the user feel an attachment with nature which puts the user in a state of serenity, an escape from our stressful lives

# **PLOT A**


# **CONCENTRIC**

SKETCHES & MOCK-UP MODELS


# EXPLORATION MODEL 1




# EXPLORATION MODEL 2



## SKETCHES



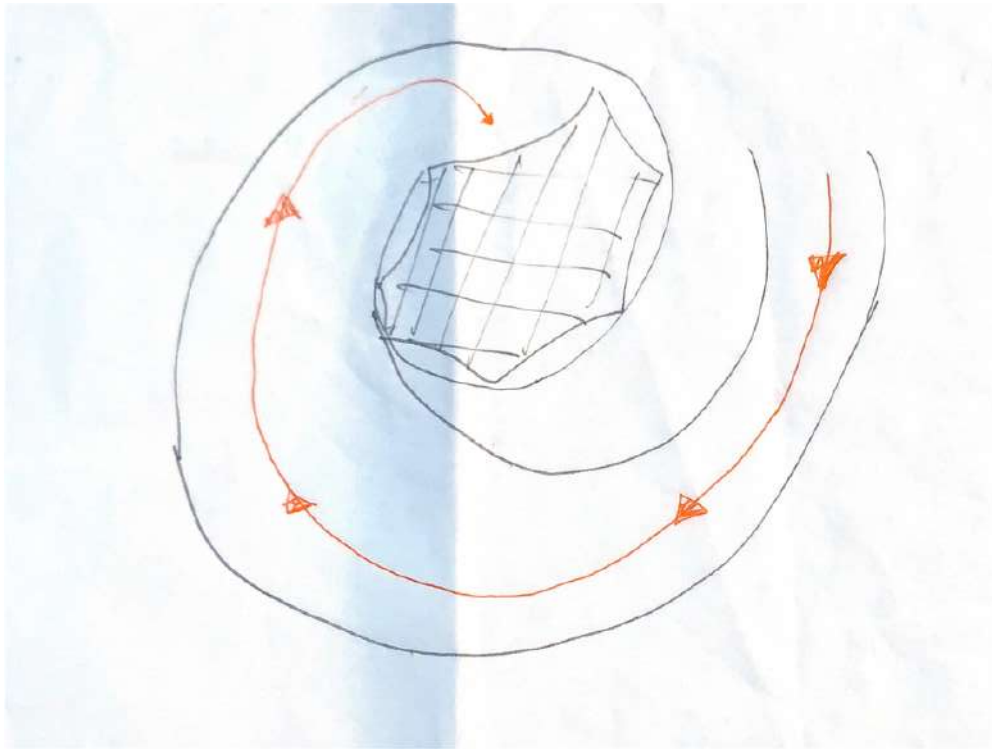
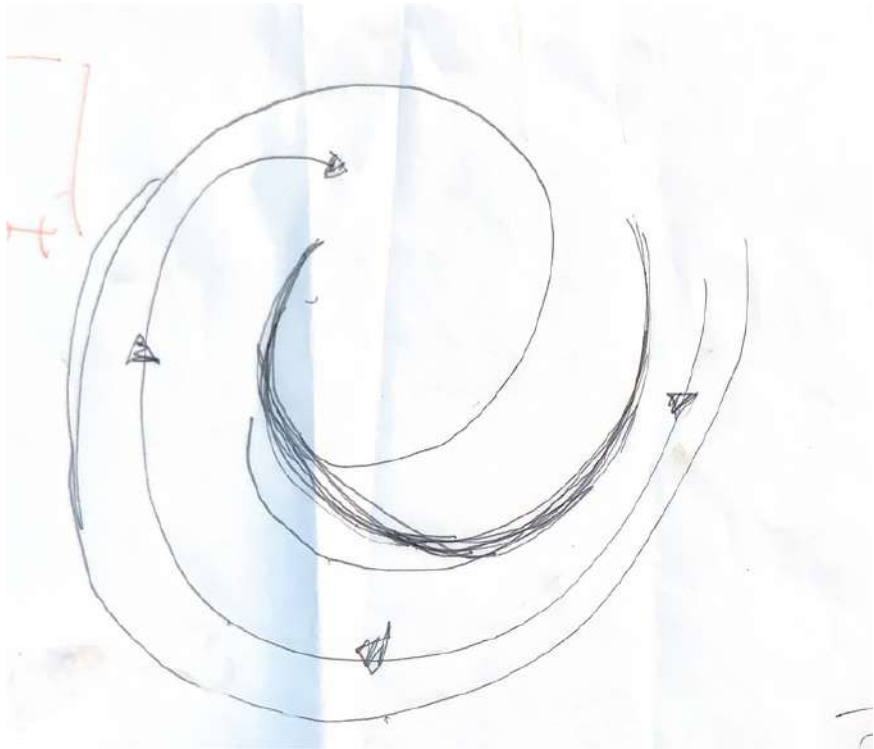
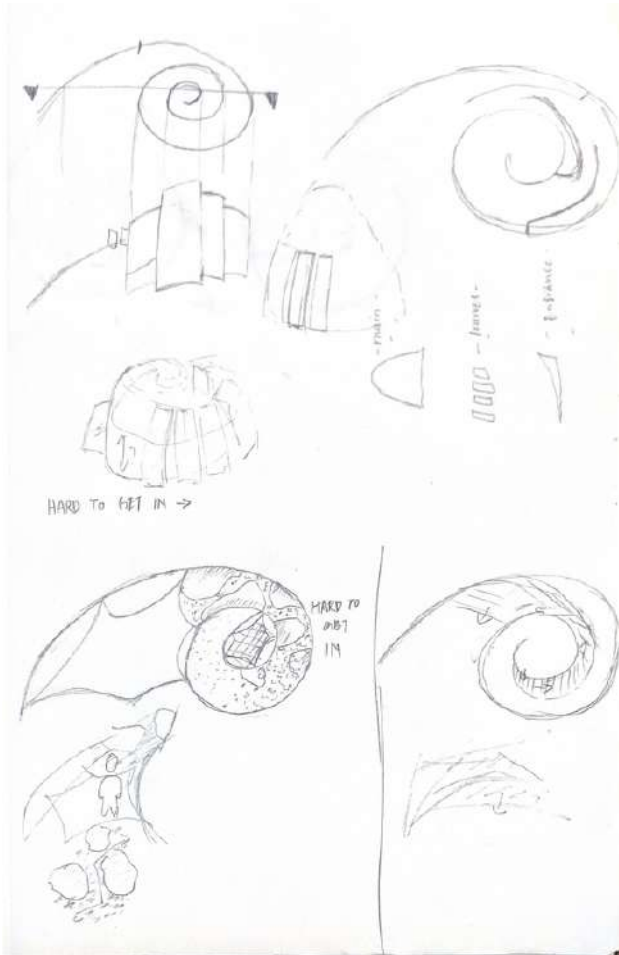
## MOOD BOARD



# MOCK-UP MODEL 1




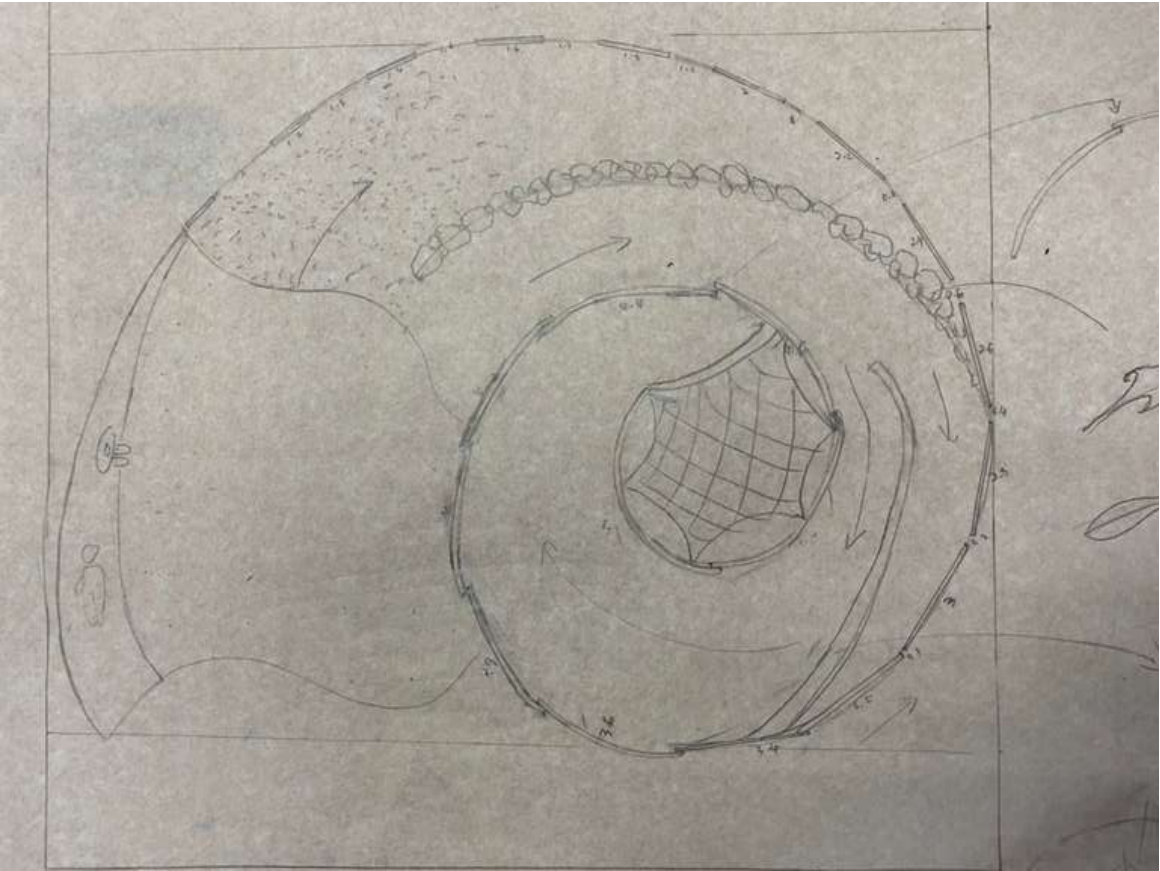
## SKETCHES



# MOCK-UP MODEL 1



## SKETCHES




# **PLOT B**



# **LINEAR**

SKETCHES & MOCK-UP MODELS

# EXPLORATION MODEL



# MOCK-UP MODEL 1



## SKETCHES

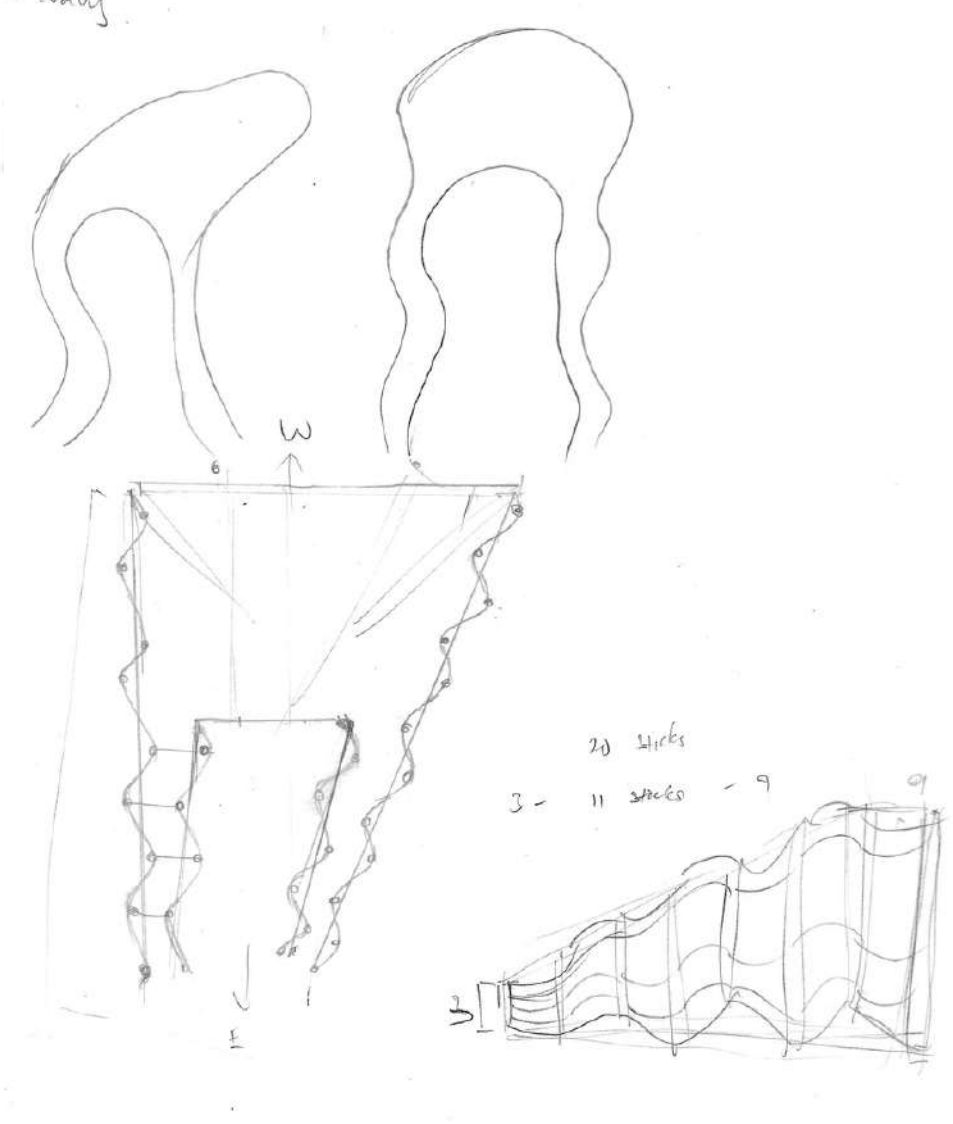
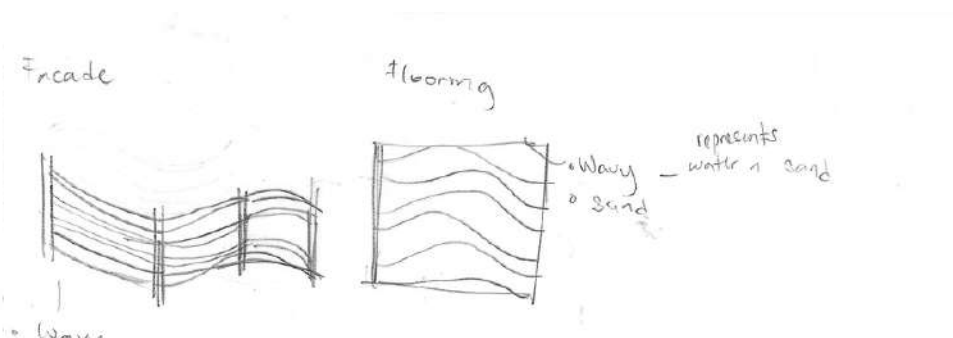

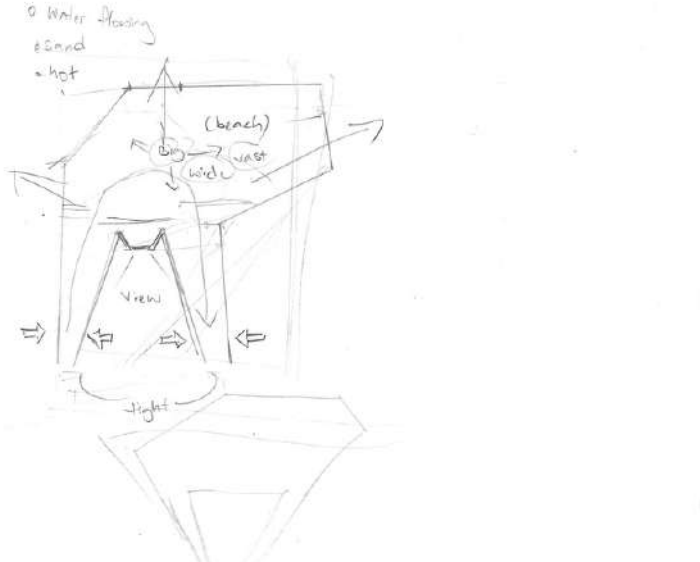
Nakusson Tropical Beach

- Waves
- Azure
- Palm trees
- Tides
- Sunset & Sunrise
- Still houses
- fences
- Stuffs
- Blue skies
- Retention
- Water horizon
- Water flowing
- Sand
- hot

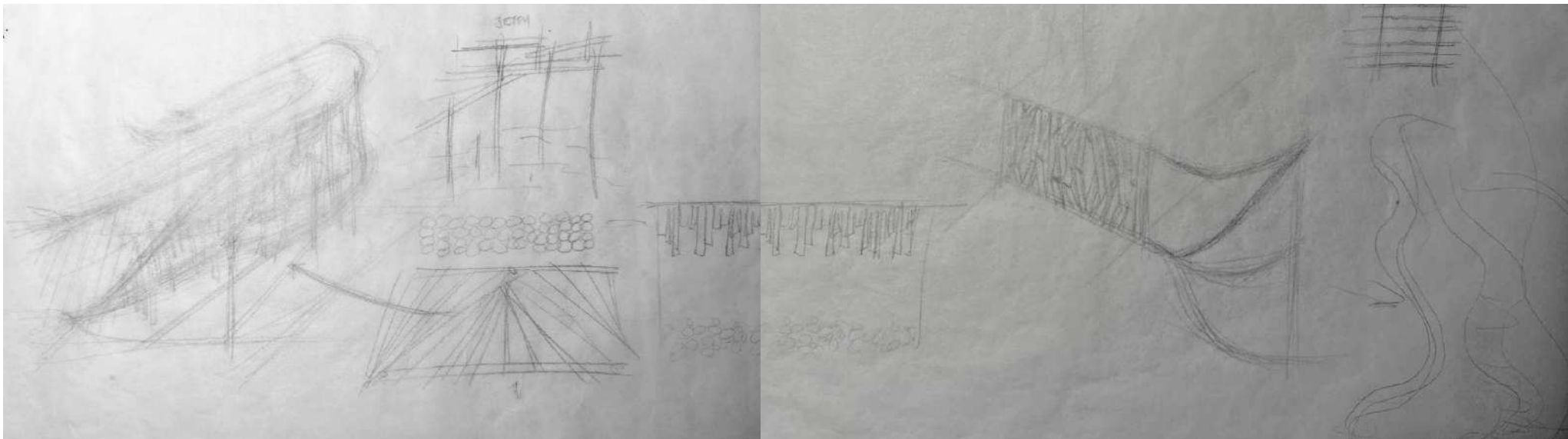
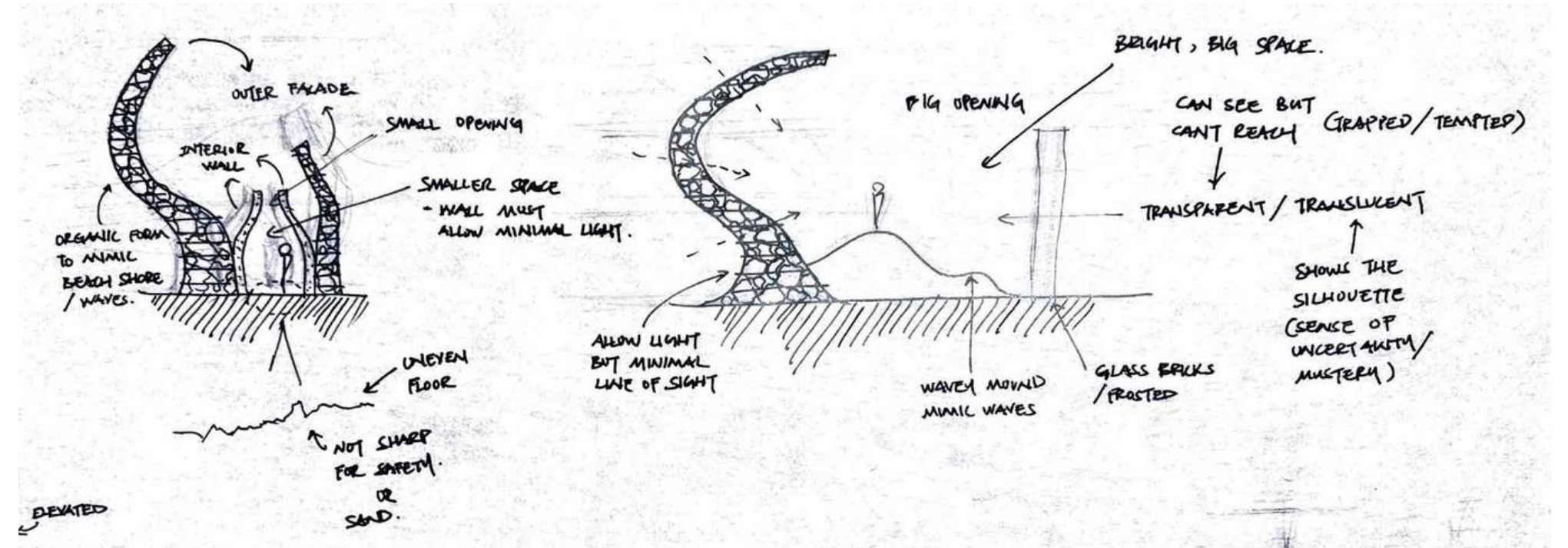
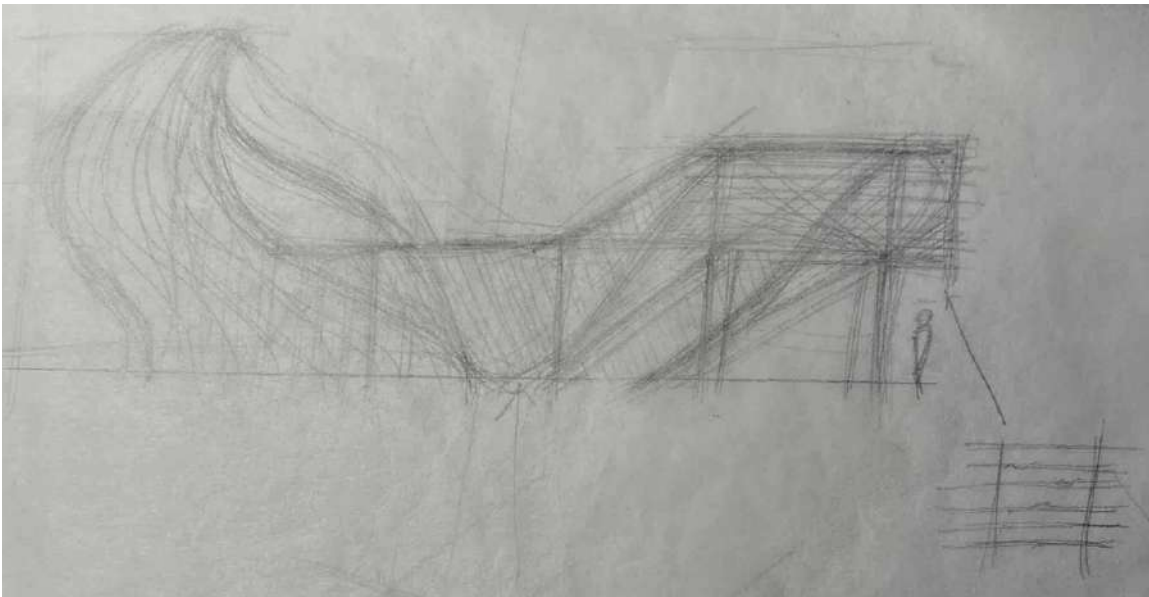
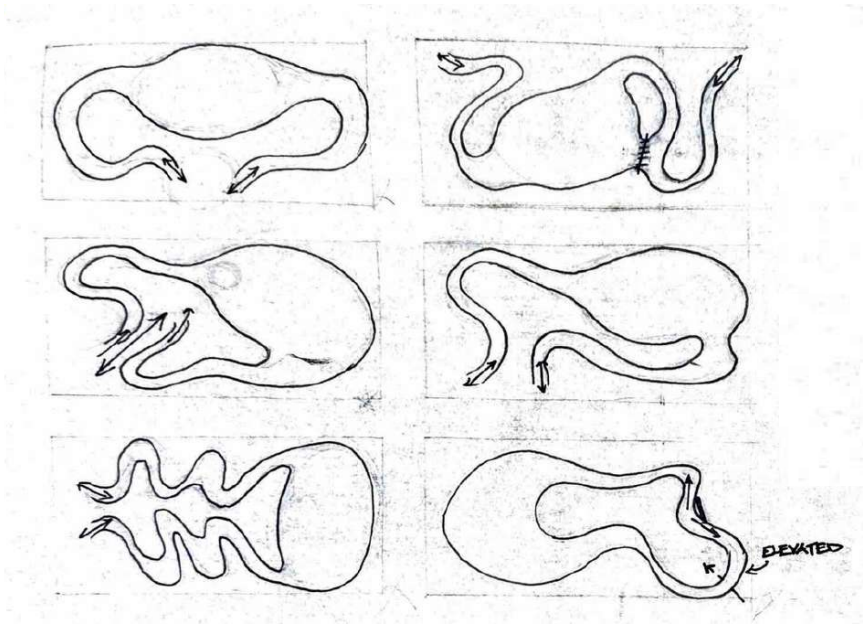
In the morning we face the sand  
At night, dreams reveal

Concept

- Looking
- really easy to get in, dreams hard to get out.



# MOCK-UP MODEL 2



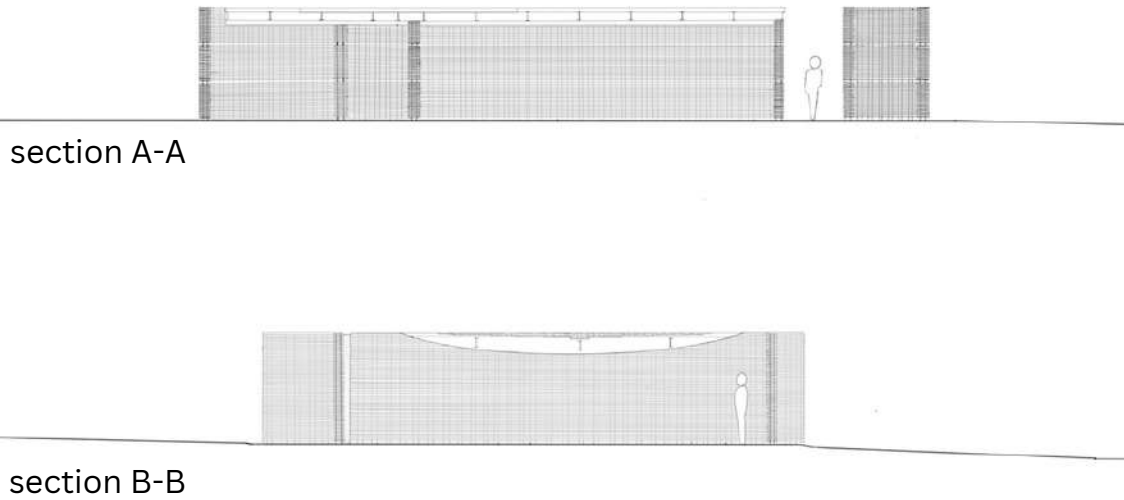
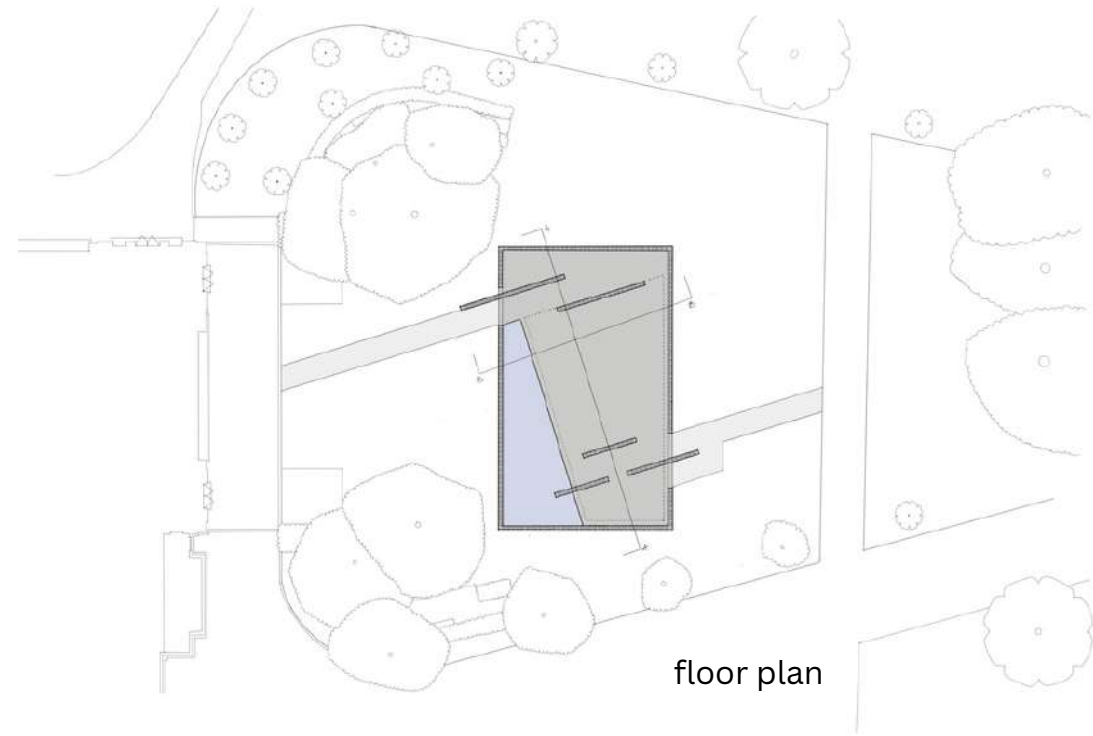


# **PRECEDENT STUDIES**

# Serpentine Pavilion 2018

Coming from Mexican heritage, Ar. Frida Escobedo wanted the 2018 Serpentine Pavilion to carry Mexico's domestic architecture with locally sourced British materials.

With reference to a Mexican courtyard; living in an exterior space in a very intimate manner. The spaces of the pavilion are articulated by screen walls (celosia) made of concrete roof tiles. The walls allow sunlight and wind to filter through to create a well-shaded and ventilated environment.


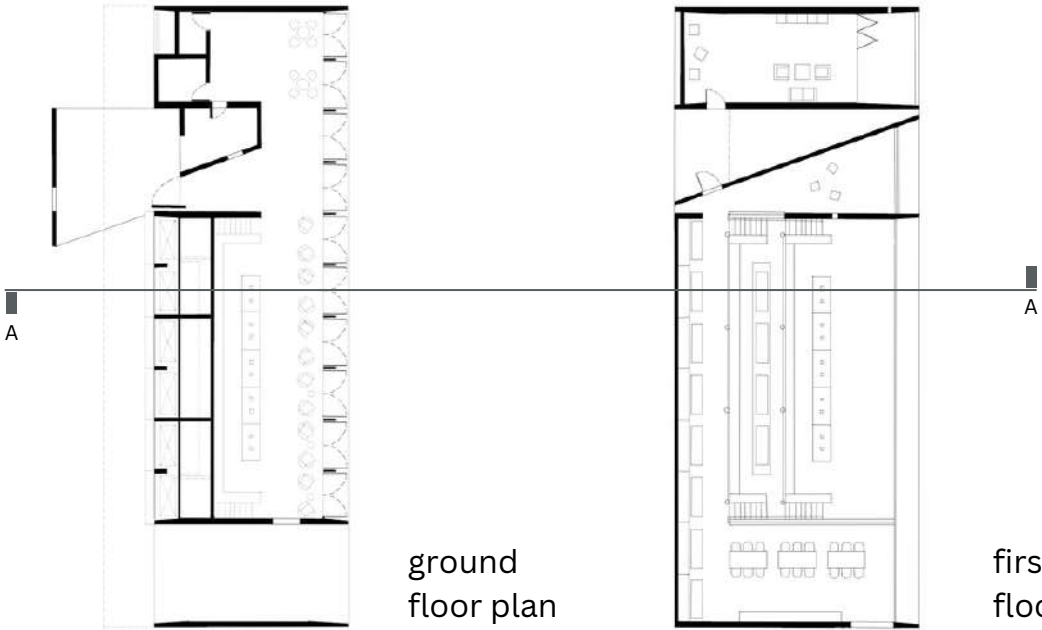


The Intention & Narrative	Modifying elements	Mood or Senses	What makes these spaces poetic?	Elements to suggest for The tropical beach Poetic Journey Structure?
Inspired by the idea of the 'Proun' by Lissitsky. By understanding the space in fragments but also as a total, Ar. Frida designed a series of compressed and expanded spaces segregated by strategically places planes.	Light and Shadow, Time:  the concrete roof tile lattice has different degrees of transparency depending on the direction where the light reflects off of hence it becomes more translucent or more opaque as the day comes through.	The pavilion was created to portray a sense of calmness as the breeze walls soften the harsh sunlight and filter wind through its gaps.  It also creates this sociable environment where users could interact with one another replicating the feeling of being in a courtyard	The articulation of the screens not only creates and segregates spaces but it also frames and highlights certain parts of the pavilion depending on where the user is which paints a different picture depending on the time of day and weather	The implementation and integration of light and ventilation could help create an ambience reflecting a tropical beach.  The sophisticated arrangement of rather simple material could also bring out certain poetics for the structure

# Seashore Library

Designed by Vector Architects, a Beijing-based studio in 2015, the Seashore Library rests on the shore of an idyllic white sandy beach in Beidaihe New District as a monolithic yet classical structure that contains sublime spaces of aesthetic illumination.

The concrete structure was cast on-site over a board-lined formwork to leave behind a grained and outlined imprint, reminiscent of the marks left on the sand when the sea breaks in great waves.



The Intention & Narrative	Modifying elements	Mood or Senses	What makes these spaces poetic?	Elements to suggest for The tropical beach Poetic Journey Structure?
The Seashore Library is designed to portray the endless interaction between the manmade and the natural where light, wind and the sound of the ocean enter uninterrupted into the building's spaces to accentuate its austere lines.	<p><b>Light and Shadow:</b> the specific holes and slits between the casted concrete create very intricate light-shadow images as it sets the mood for the users</p> <p><b>Sound:</b> sound of the ocean brings a essence of tranquility as users read and meditate</p>	<p>A soothing vibe as the users read and come to peace with the smooth lighting, panoramic view of the beach and the sound of the ocean</p> <p>It also creates an atmosphere of contemplation where the sound of the ocean is ever present but its image is out of reach.</p>	The varying sizes of space, lighting condition and view makes each space a special experience as spaces change from a more social space to a more private and discrete reading area.	<p>A double volume space would portray and instill a different feeling and atmosphere to the users as they experience the change in volume of the spaces.</p> <p>The play with lighting is also very interesting as the contrast between light rays and shadows create an observable but not touchable feature.</p>

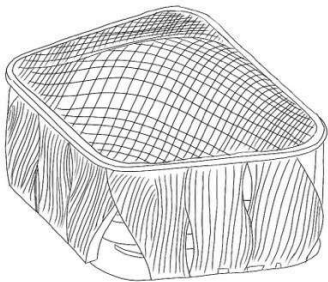
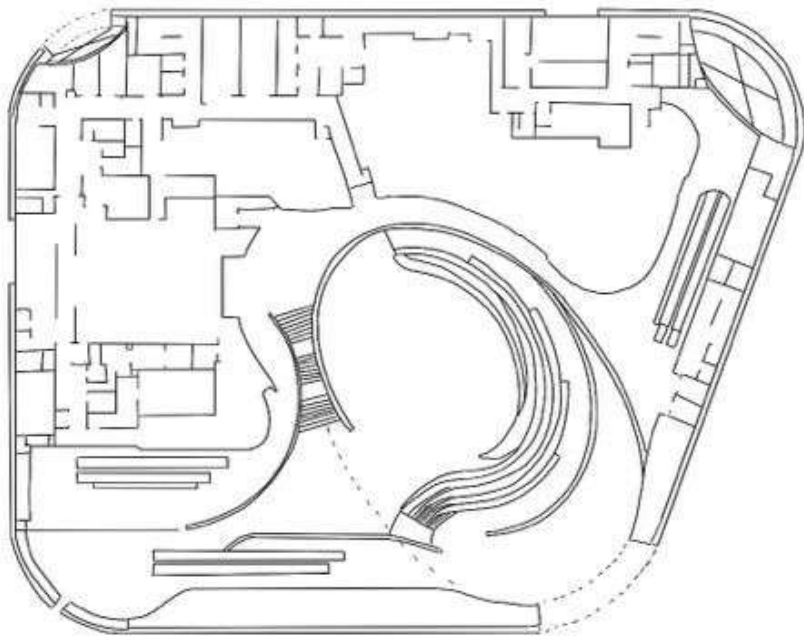
Important Info:

Revery Architecture used four guiding principles while designing, which were the element of Qi (energy flow), nature (rooftop gardens), a courtyard (Chinese heritage), and light (building openings/ doorless design).

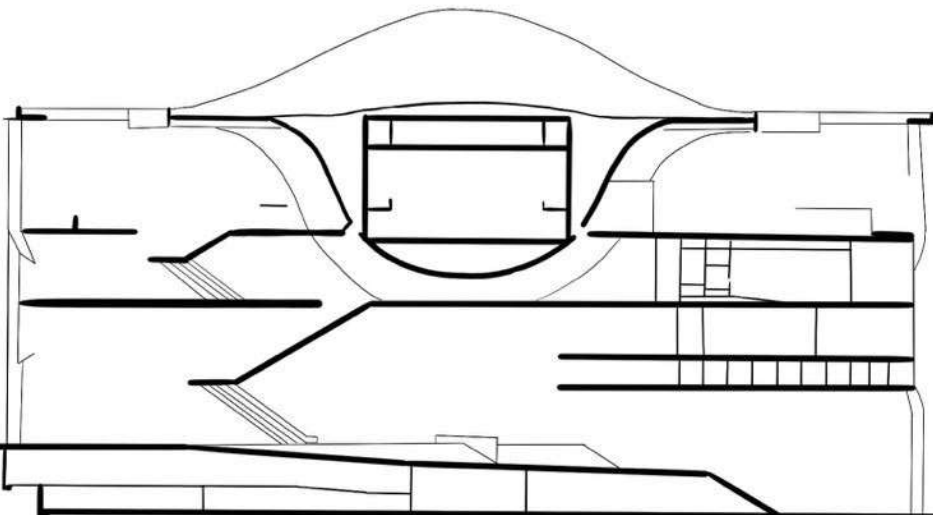
Notes:

Xiqu Centre is a world-class performance venue that respectfully embraces the cultural richness of Chinese opera within a magnificent contemporary expression, making it accessible to new audiences and future generations as it continues to thrive and evolve with modern technology.


"帘"



PLAN



SECTION



The Intention & Narrative

A cultural sanctuary, blending theatre, art, and public space, the Xiqu Centre is a place for **contemplation and celebration**. It lights up the Eastern entrance of the West Kowloon Cultural District and acts as a lantern for Hong Kong.

Modifying elements

Xiqu Centre's glowing façade is a reminiscent of **a lantern shimmering behind a beaded stage curtain**, the façade panels are gently pulled back like curtains at all four entrances to the building, radiating **light** to the exterior while revealing the vibrant flow of visitors in and out of the interior courtyard.

Mood or Senses

The building entrance brings a welcoming sense as if a curtain is opening up to 'outsiders'. While taking a closer glance at the façade, the dynamic exterior pattern make one think of a sea full of waves clashing which stimulates a sense of calmness/unburdened and promotes a meditative state

What makes these spaces poetic?

"Qi" is expressed throughout the complex with **curvilinear** paths and forms and arched entrances designed around a mesmerizing, multi-level circular atrium. The **dynamic and undulating** exterior with thousands of wavy slats that resemble fabric, or **ripples across the water**.

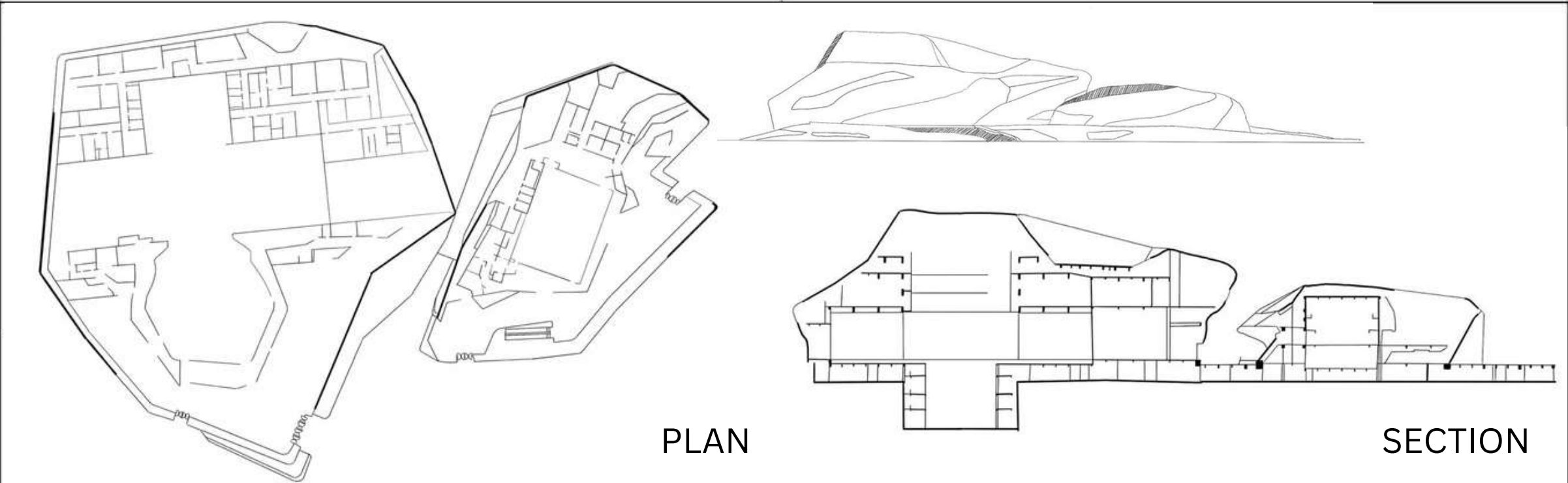
Elements to suggest for The Tropical Beach Poetic Journey Structure?

The **curves and undulations** of the façade can stimulate a feeling of natural motion by creating **a sense of movement and fluidity** that breaks up the monotony of a flat building which also allows many beams of natural light into the space, providing a sense of calmness, like a tranquil sea of serenity.

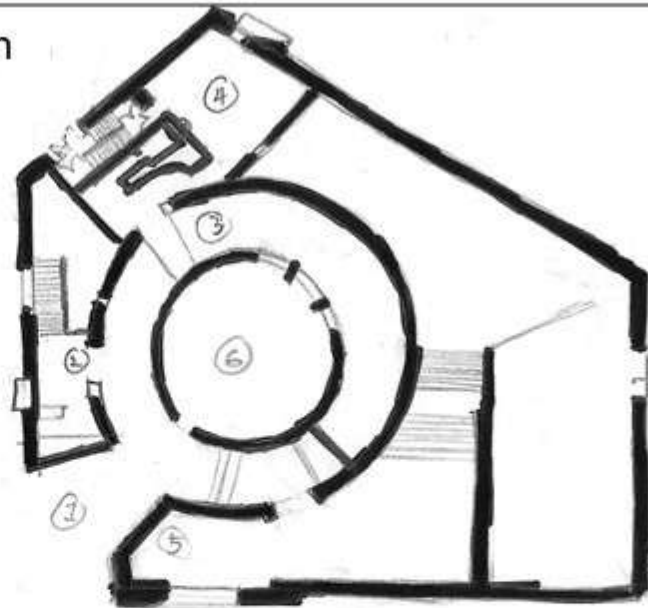
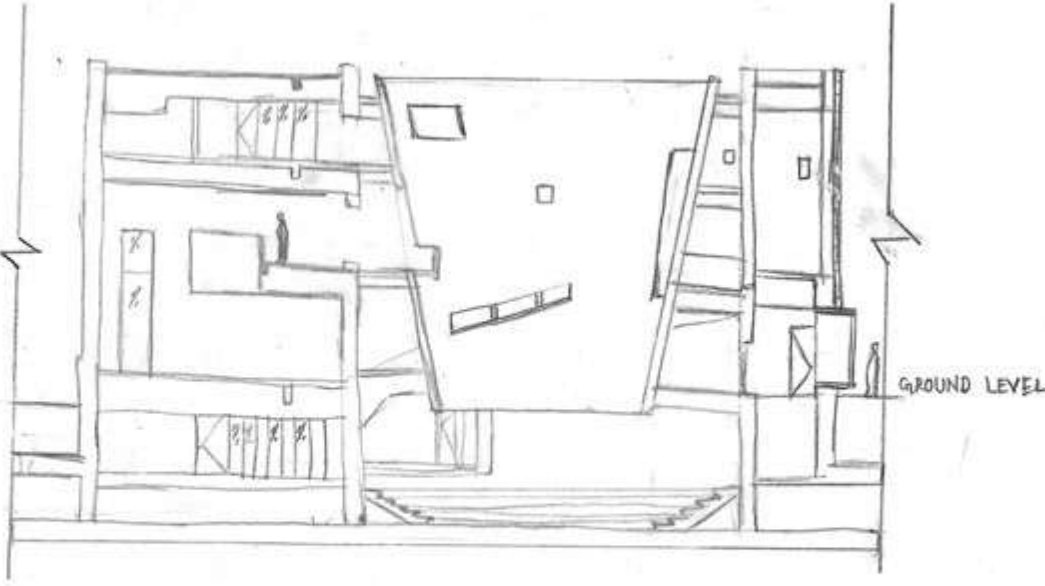




**Important Info:**  
The Opera House design is the latest realization of Zaha Hadid Architects' unique exploration of contextual urban relationships, combining the cultural traditions that have shaped Guangzhou's history, with the ambition and optimism that will create its future.

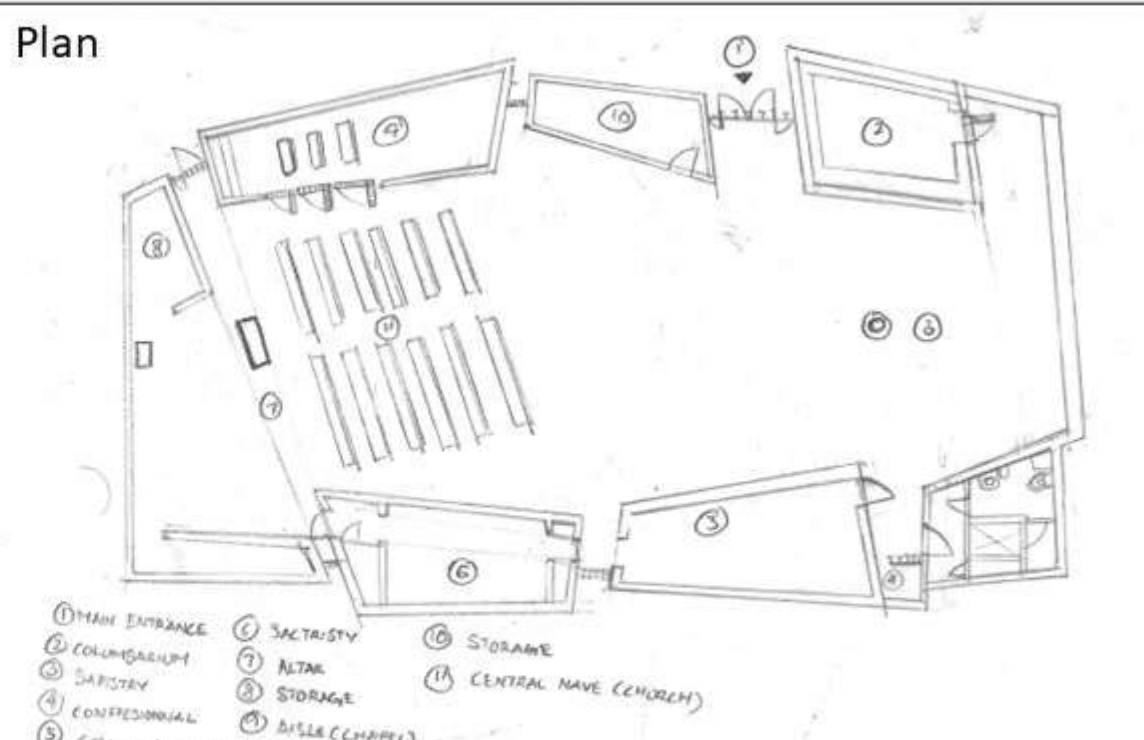
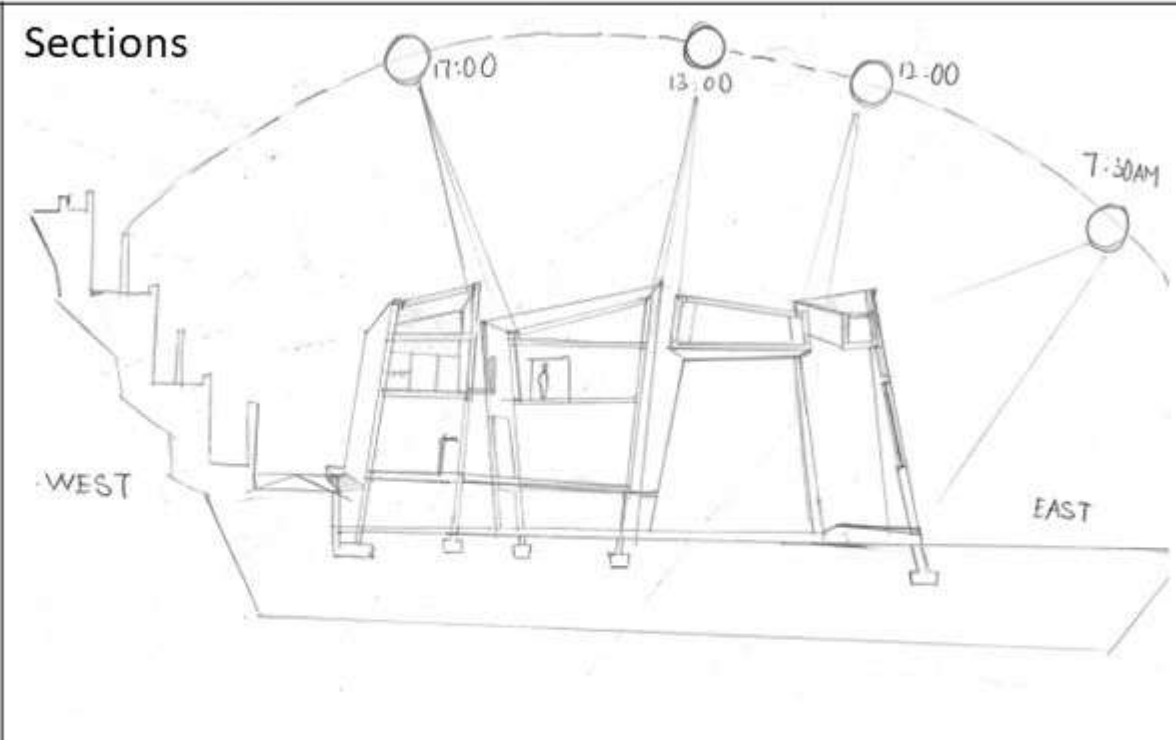




**Notes:**  
The Guangzhou Opera House design has been particularly influenced by river valleys – and the way in which they are transformed by erosion. Its contoured profile approach promenade enhances urban function and creates a new dialogue with the emerging town.

"石"



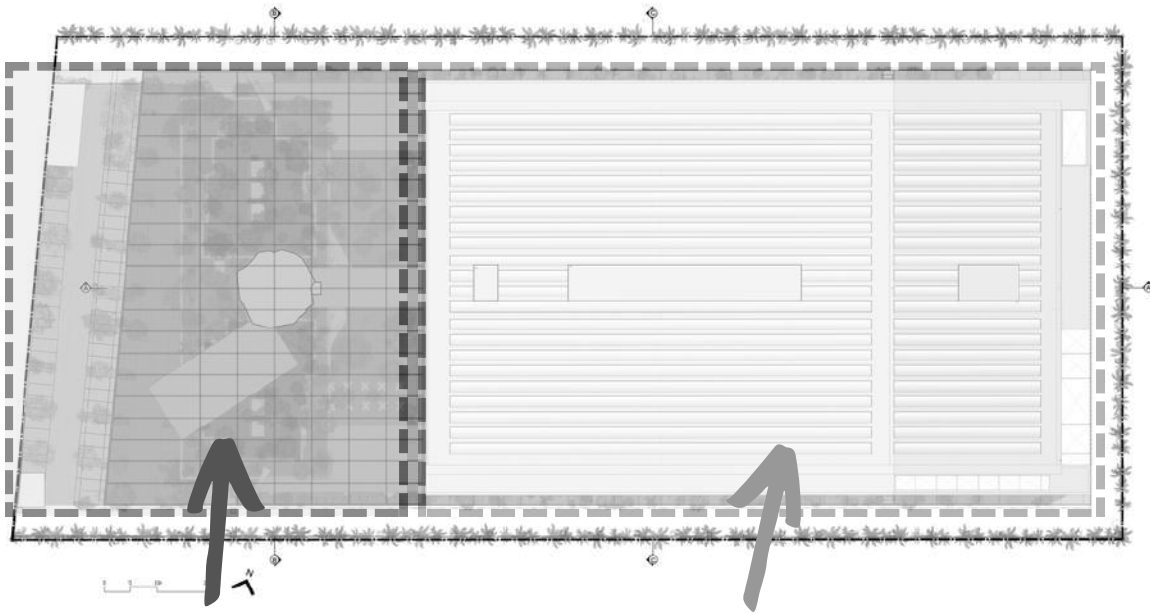
The Intention & Narrative	Modifying elements	Mood or Senses	What makes these spaces poetic?	Elements to suggest for Tropical Beach Poetic Journey Structure?
The Guangzhou Opera House is in perfect harmony with its riverfront site, like <b>pebbles in a stream worn by erosion</b> . Its distinctive twin-boulder design strengthens the city by opening it up to the Pearl River and unifying surrounding cultural buildings.	<b>Fold lines</b> in this landscape define territories and zones within the Opera House, cutting <b>dramatic</b> interior and exterior canyons for circulation, lobbies and cafes, and allowing natural light to penetrate deep into the building.	The structure gives a sense of an object that has been through phases of time, like the wearing away of sand, soil, or rock by water or wind which gives a person a sedate and refined feeling and all the ways it has been experienced throughout history by the people who seen or touched it.	The design evolved from the concepts of a <b>natural</b> landscape and the fascinating interplay between architecture and nature; engaging with the principles of erosion, geology and topography. Smooth transitions between disparate elements and different levels continue this landscape analogy.	The <b>seamless and smooth form</b> of compositions through the exterior and interior as well as the circulations within.  The play of <b>light and shadow</b> in the openings of the structure as how <b>unevenly</b> it was placed to enhance the poeticism of the journey within the space.

<div>Important Info:</div> <div>Aranya Art Center by Neri &amp; Hu</div> <div>Location: Block 4, South Zone, Aranya Golden Coast Community, Beidaihe New District, Qinhuangdao, Hebei, China</div> <div><ul style="list-style-type: none"><li>Exhibition hall</li><li>Located by the seaside</li></ul></div>	<div>Plan</div> <div></div> <div><div>1. ENTRANCE</div><div>2. FOYER</div><div>3. SPIRALLING PATH</div><div>4. GALLERY</div><div>5. DISPLAY VITRINE</div><div>6. OUTDOOR AMPHITHEATRE</div></div>	<div>Sections</div> <div></div>		
<div>Notes:</div> <div><ul style="list-style-type: none"><li>The facades of the building are made up of a series of faceted concrete blocks, with occasional windows scattered on it</li><li>Most of the concrete modules are solid, but some have openings to allow light to pass through.</li><li>The building is arranged around a large conical void, which has many functions: amphitheater, communal space, water feature</li><li>The stepped amphitheater will be filled with water to transform it into a pond when not in use.</li></ul></div>	<div></div>	<div></div>	<div></div>	<div></div>
<div>The Intention &amp; Narrative</div>	<div>Modifying elements</div>	<div>Mood or Senses</div>	<div>What makes these spaces poetic?</div>	<div>Elements to suggest for The Rain Forest Poetic Journey Structure?</div>
<div>An unwavering rock in a shifting environment, the interconnected spaces within the building represents the unity of the community in the area. The conical void within the building brings in the nature and landscape represent the merging of landscape in architecture which is evident in the area.</div> <div><ul style="list-style-type: none"><li>Design of the conical void within the building acts as an courtyard for the people to encourage human interaction.</li></ul></div>	<div>Light and Shadow</div> <div><ul style="list-style-type: none"><li>The stepped amphitheatre features a rotation of light with time.</li><li>Skylights along the primary circulation washes the wall with lighting and creates a guiding light along the floor</li></ul></div> <div>Temperature</div> <div><ul style="list-style-type: none"><li>Some of the concrete modules have openings to allow for ventilation and to reduce heat by filtering sunlight.</li></ul></div> <div>Sound</div> <div><ul style="list-style-type: none"><li>The stepped amphitheatre will be formed into a pond when not in use, the sounds of the water is synonymous to the seaside community</li></ul></div>	<div><ul style="list-style-type: none"><li>The sounds of water and nature from the amphitheatre creates a sense of connection with nature which gives off a calming mood.</li><li>The monolithic appearance of the building compared to the clarity shown inside that brings nature into the building gives a sense of contrast</li><li>The spiralling pathway ascending to the rooftop along the walls of the conical void offers a choreographed journey with directed views of the amphitheatre gives you a sense of exploration</li></ul></div>	<div>Amphitheatre/communal area/pond</div> <div><ul style="list-style-type: none"><li>The round space represents unity in Chinese culture and it bodes well with the intention of making it a communal space that encourages human interaction.</li><li>The space's function can change which represents the changing seasonal ocean waters nearby</li></ul></div> <div>Spiralling pathway</div> <div><ul style="list-style-type: none"><li>The light along the ground casted from the skylight guides you along the journey to the rooftop with directed views on the walls which gives off a cinematic feel.</li></ul></div>	<div><ul style="list-style-type: none"><li>The circular central void space represents unity, which I think is a element that can be used for our structure to represent the unity and harmony of the Malaysian people.</li><li>The element of the light guiding you along the pathway can also be used in our structure to guide users along the journey through it.</li><li>The central void space has a variety of functions and purpose which I think is an element that could be useful to our structure because it represents the variety that we have in Malaysia.</li><li>Bringing in nature and landscape to a space is an element I suggest because our structure is about romanticizing a typical tropical Malaysian beach</li></ul></div>

<div>Important Info:</div> <div><div>The Holy Redeemer Church and Community Centre of Las Chumberas by Fernando Menis</div><div>Location: Street Volcán Estrómboli, 3, Las Chumberas 38108, La Laguna, Tenerife island, Canary Islands, Spain</div></div>	<div>Plan</div> <div><div>① MAIN ENTRANCE ⑥ SACRISTY ⑩ STORAGE ② COLUMBARIUM ⑦ ALTAR ⑪ CENTRAL NAVE (CHURCH) ③ SACRISTY ⑧ STORAGE ④ CONFESIONAL ⑨ AISLE (CHURCH) ⑤ COMMUNICATION</div></div>	<div>Sections</div> <div><div>WEST EAST</div><div>17:00 13:00 12:00 7:30AM</div></div>		
<div>Notes:</div> <div><ul style="list-style-type: none"><li>Serves as an church and community centre</li><li>Building formed by 4 independent modules</li><li>Building mainly used monochrome and earthy materials and colours to reference the natural geography of the area.</li><li>Concrete is mixed with light porous volcanic stone to form a chipped appearance that absorb sounds better.</li><li>Daylight filters through the incision made on the building's skin</li></ul></div>	<div></div>	<div></div>		
The Intention & Narrative	Modifying elements	Mood or Senses	What makes these spaces poetic?	Elements to suggest for The Rain Forest Poetic Journey Structure?
<div><p>The rock like appearance takes inspiration from the geology of the volcanic island. It is as if a geological phenomenon has occurred and nature is combating against the banality of the urban area. Its design also synonymous to the space where Jesus was buried, a cave.</p><ul style="list-style-type: none"><li>Introduction of daylighting in this building highlights the Christian sacraments and creates visual journey.</li></ul></div>	<div><div>Light and Shadow</div><ul style="list-style-type: none"><li>The strategic layout of the skylight is related to its intention of stressing the Christian sacraments and symbolism.</li><li>The morning light filters through the cross and symbolizes the first light of a Christian</li><li>The altar, the confirmation, and the communion receive light at noon through the skylight</li><li>Later in the day, a fainter light falls on the confessional, giving light to the sinner who repents.</li></ul><div>Sound</div><ul style="list-style-type: none"><li>Chipped surface of the concrete formed by concrete mixing with volcanic stone which absorbs sounds so that pastor's voice reaches the audience clearly.</li></ul></div>	<div><ul style="list-style-type: none"><li>The first morning light filters through the cross embedded on the wall which gives a sense of holiness, as if god is reaching and blessing you.</li><li>Its austere and rocky look of the interior gives a feeling of nature being connected with the user which also gives a calming feeling.</li></ul></div>	<div><p>The story and symbolism portrayed when daylight filters through the fenestrations highlights the Christian sacraments. For example, the first rays of lights beams through the cross embedded on the east wall, illuminating the altar and to symbolize the entrance of the cave where Jesus was buried.</p><p>A faint light will illuminate the confessional later in the day, symbolizing that God is reaching the sinner who repents and forgiving them.</p></div>	<div><ul style="list-style-type: none"><li>The play with natural lighting and how daylighting carefully illuminates spaces in certain times of the day is something we could use for our structure to tell a poetic journey through light and time.</li><li>Taking inspiration for design from local geology is an element we could use for our structure as well, to highlight the identity of the place and giving the architecture personality as well as local culture.</li></ul></div>

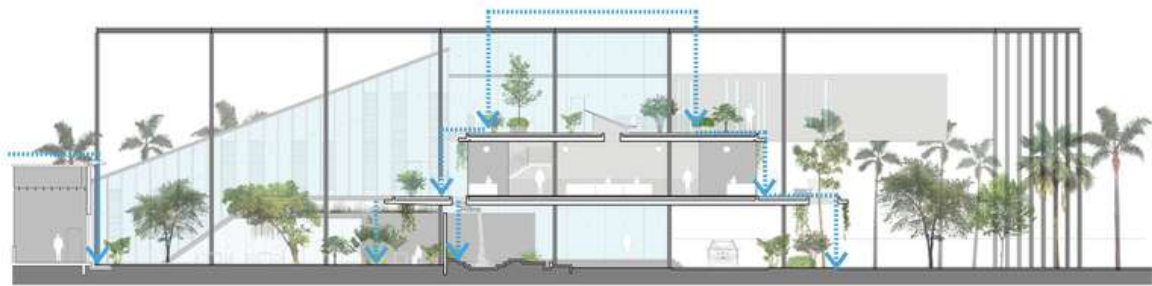
The Factory in the Forest project in Malaysia is a sustainable manufacturing facility designed by the architectural firm, Design Unit Architects Sdn Bhd.

The design of the factory is based on the concept of "industrial symbiosis," which seeks to create a closed-loop system where waste from one process becomes the raw material for another.



OFFICE BLOCKS

PRODUCTION CENTRE



Rainwater cascades from roof spouts - aids to heightening the awareness to tropical storms, rainwater flows to storage tanks for landscape irrigation.

Constructed and open to the public in the year 2017, the 'Factory in the Forest' project covers an area of 15000 m². The buiding is currently being occupied by an electronics manufacturing company called Paramit.



THE INTENTION & NARRATIVE

MODIFYING ELEMENTS

MOOD OR SENSES

WHAT MAKES THESE SPACES POETIC?

ELEMENTS TO SUGGEST FOR THE TROPICAL BEACH POETIC JOURNEY STRUCTURE?

- 1. *intergration* - connection with nature from a man made nature
- 2. *sustainability* - energy efficient and climatically responsive building
- 3. *climate* - the building is designed to shield against the hot & glaring tropical sun.
- 4. *light* - while allowing diffused natural daylight to filter into the building

Structure & materials are expressed; off-form reinforced concrete and steel structure, glazing and landscape. With this small palette of materials, the building explains to us what it is, what it is made of & how it is put together.

The approach was to create a stimulating & meaningful working environment for all employees – the forest to be the face of the building & company. Forests, critical for both macro & micro-climates are also vital for our psychological well-being.

Office levels give access to roof gardens and staff are encouraged out for breaks, meetings or just contemplation.

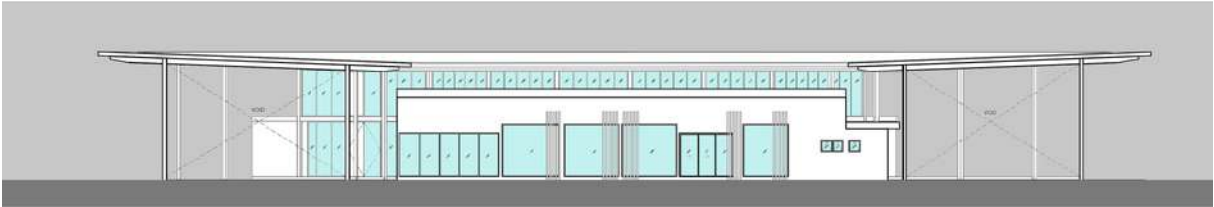
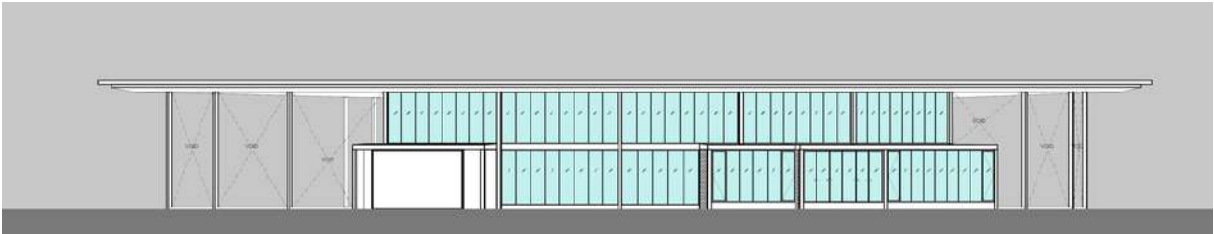
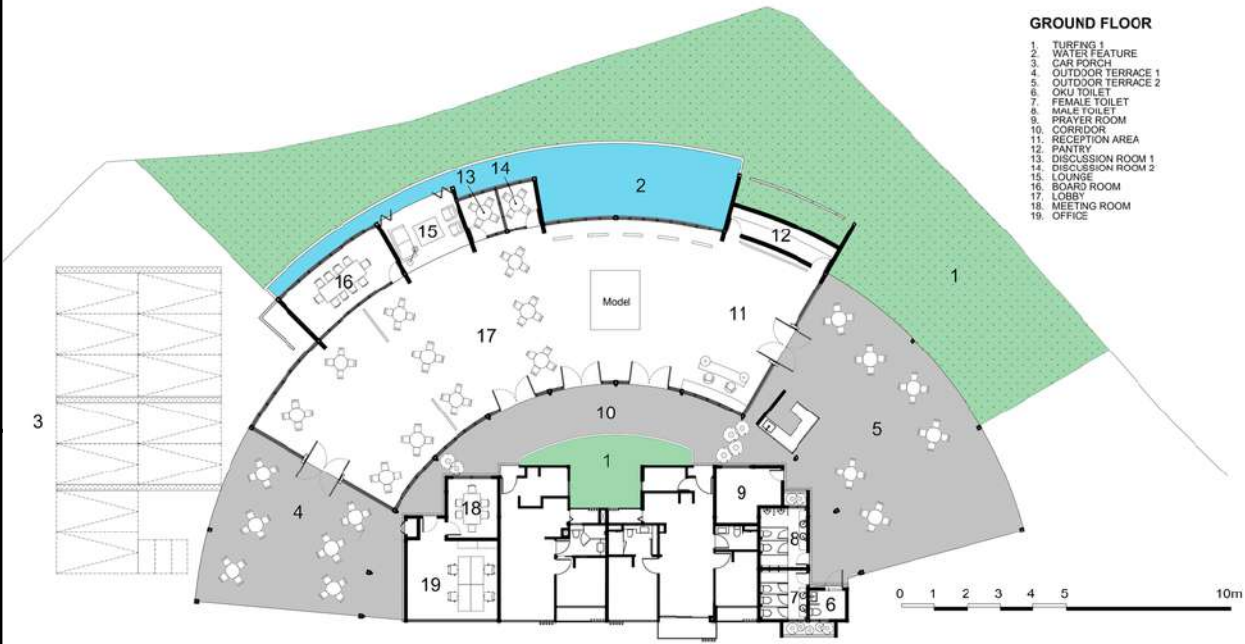
A canopy supported by a ‘forest’ of columns creates unity to office & courtyard while giving protection from the tropical sun. This site is conceived as a forest that penetrates, surrounds & steps over the building creating maximum contact with nature - touching on the elements of greenery, breeze, scent, sound and touch.

The factory has views to landscape & the sky condition through full height & clerestory glazing with glazing protected from the sun by free-standing off-form concrete fins and roof louvers. Rainwater cascades from roof spouts - aids to heightening the awareness to tropical storms, rainwater flows to storage tanks for landscape irrigation.

# Antara Gallery by EDI Architects

A semi-circular plan, the design was to recreate an airy and lofty internal street that would house a gallery for the developer whilst at the same time allow for the space to be repurposed for event launches, art exhibitions and public space.

The site is located at the corner of a large intersection in Cyberjaya and commands a sweeping presence at the corner of 2 large intersecting roads. The Antara Gallery can be accessed by clients of the Antara residence project, as well as any communities that are interested to enter the building.



## THE INTENTION & NARRATIVE

## MODIFYING ELEMENTS

## MOOD OR SENSES

## WHAT MAKES THESE SPACES POETIC?

## ELEMENTS TO SUGGEST FOR THE TROPICAL BEACH POETIC JOURNEY STRUCTURE?

The design intention and concept was to capture and address the prominent location of the site by designing a structure that would arc alongside the intersection and visually pull in the attention of the passerby into the building.

The Antara Gallery is a space that celebrates the beauty of nature and the power of design to create a sense of harmony and connection.

The gallery with its basic semi circular geometrical plan layout played up on materiality and texture with a choice of high tactile and ‘rough’ surfaced finishing. An ‘unfinished’ concrete floor provided the canvas for the internal street and is framed by raw red clay bricks and staggered ventilated concrete blocks.

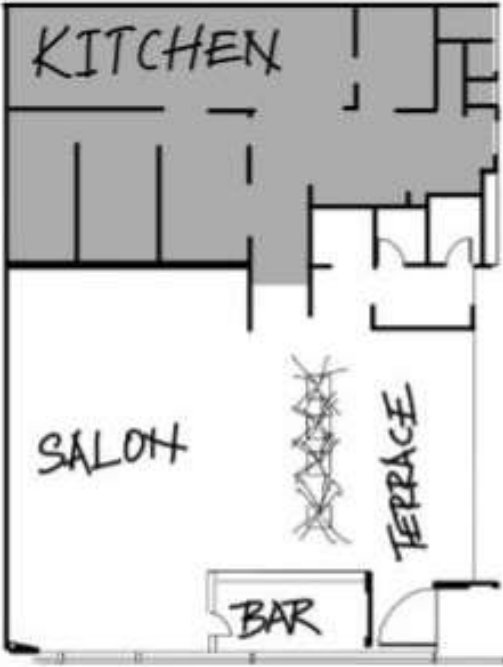
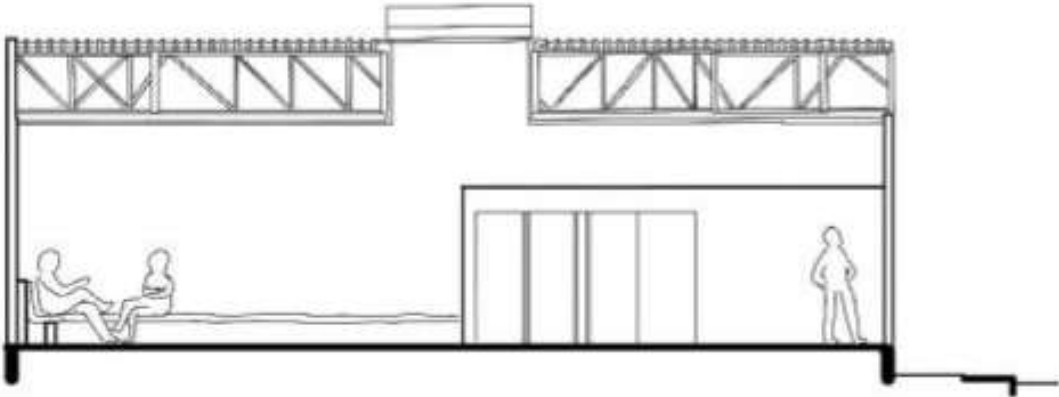




The building was also designed with the idea that most parts of the building such as the park and playground will remain ‘public’ at all times to allow for the neighbourhood residents to use.

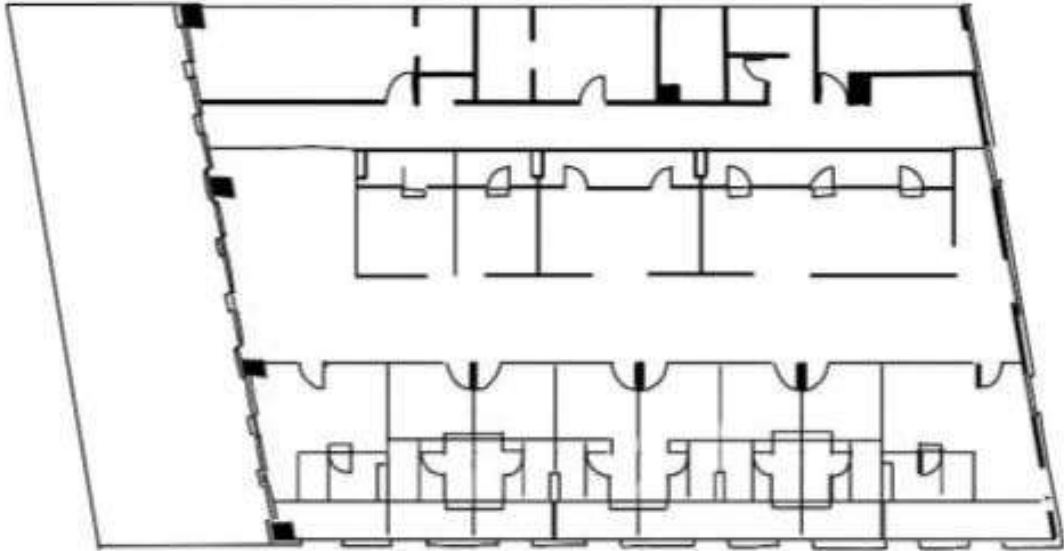
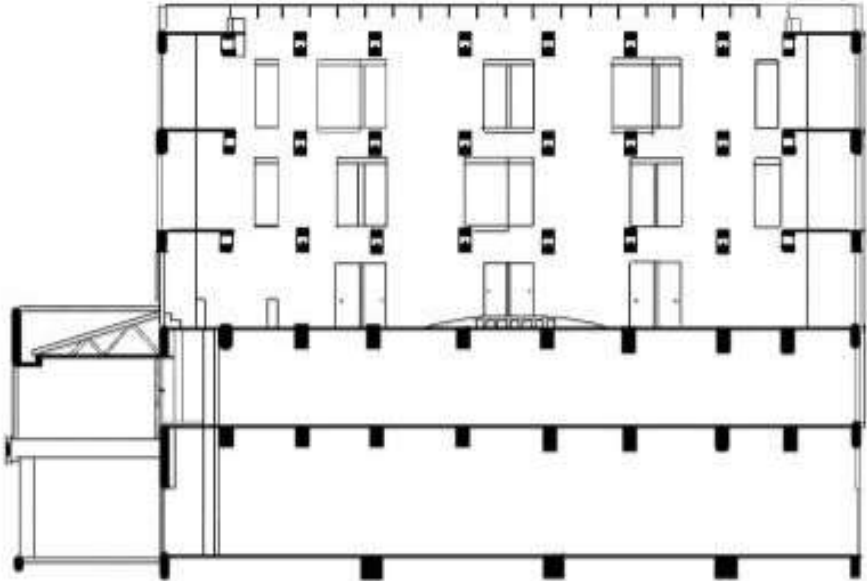




The building serves as a multifunctional space for sales management as well as use for the residents to hold private functions or a place to relax and shield from the hot sun outside.

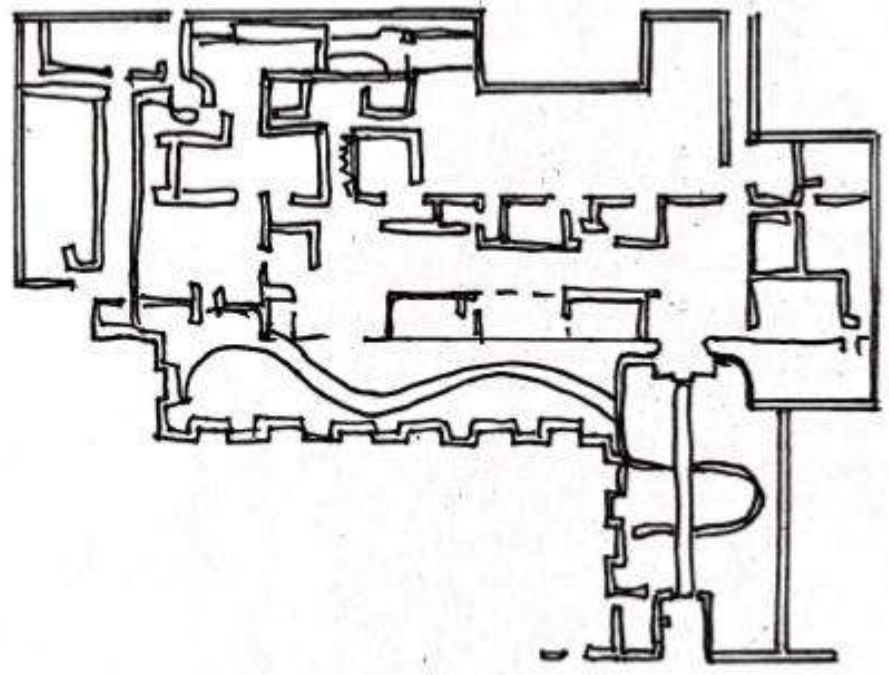
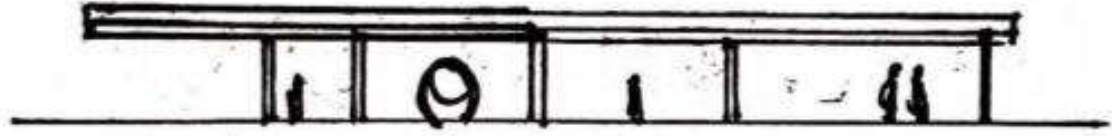


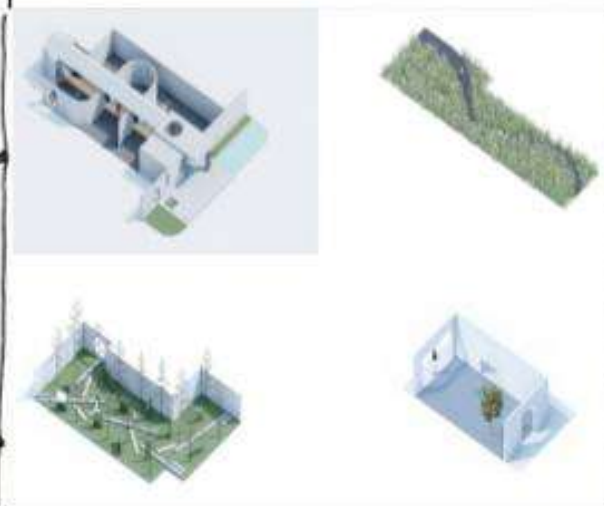

The gallery is constructed with natural materials such as wood, stone, and bamboo. This creates a warm and welcoming atmosphere, and helps to connect the space to its natural surroundings.

The gallery incorporates plants and water features, including a beautiful reflection pond. This creates a sense of tranquility and serenity, and helps to connect visitors to nature.

A wrap around water body that sits alongside the external perimeter provided reflective surface that framed the building whilst projected a rippled texture of reflected daylight onto the internal ceilings.

<p><b>Manish Restaurant</b> by Mínima Arquitetura e Urbanismo, ODVO arquitetura e urbanismo</p>	<p>Plan</p> 		<p>Sections</p> 	
<p>Notes: A <b>Mediterranean</b> building which its interior is covered by a <b>Muraxabi</b>, an imposing concrete Arabesque</p> <p>The <b>architectural parti</b> consist of 3 parts which are the <b>courtyard</b>, the <b>balcony</b>, the <b>muraxabi frame</b>.</p>	<p>Image</p> 	<p>Image</p> 	<p>Image</p> 	<p>Image</p> 
<p>The Intention &amp; Narrative</p>	<p>Modifying elements</p>	<p>Mood or Senses</p>	<p>What makes these spaces poetic?</p>	<p>Elements to suggest for The Tropical Beach Poetic Journey Structure?</p>
<p>The <b>Islamic geometry pattern</b> on the facade is inspired by the <b>National Mosque of Malaysia</b>. The intention is to regarded as a <b>public art project</b>, that is, as part of the city, and not only of the restaurant.</p>	<p>By <b>modifying</b> the element of <b>light</b>:</p> <ol style="list-style-type: none"> <li>1. Spaces could be expanded and reduced</li> <li>2. Block visual noise (Busy street)</li> <li>3. Side opening to show vegetation</li> </ol>	<p>Contrast between orange light and white light</p> <div> <div> <p><u>Orange light</u></p> <ul style="list-style-type: none"> <li>-Artificial lighting</li> <li>-Create a warm atmosphere</li> <li>-Giving out "Hometown" vibes</li> </ul> </div> <div> <p><u>White light</u></p> <ul style="list-style-type: none"> <li>-Natural lighting</li> <li>-Neutral temperature</li> </ul> </div> </div> <p>The two different light temperature can create different kind of experience for the diners</p>		<p>By modifying the light, it can bring out different type of <b>context</b> to the building, as the day goes by it will undergo <b>different phases</b> with its own meaning.</p>

<p><b>Lantern Hotel</b> by ZLGdesign</p>	<p>Plan</p> 		<p>Sections</p> 	
<p>Lantern hotel is located <b>Petaling street, chinatown</b>. Due to its facade design, it took a long time to have the authority approving the design. Now it is standing being one of the <b>special facades</b> around petaling street.</p>	<p>Image</p> 	<p>Image</p> 	<p>Image</p> 	<p>Image</p> 
	<p>The Intention &amp; Narrative</p>	<p>Modifying elements</p>	<p>Mood or Senses</p>	<p>What makes these spaces poetic?</p>
<p>With its close proximity with petaling street, chinatown. The intention is to <b>preserve</b> as much of the <b>cultural significance</b> as much as possible.</p>	<p>By <b>modifying texture and material</b>, one can <b>differentiate</b> between a <b>lounging area</b> and <b>walkway</b>. The <b>rough</b> stone wall can create a <b>contrast</b> with the <b>smooth</b> wood surface.</p>	<p>The interesting facade <b>creates view</b> to petaling street without compromising <b>privacy</b>.  While some walls are demolished during renovation, some still <b>remain</b> in the hotel, and user are able to experience the <b>flow of time</b>.</p>	<p>With the <b>brutalist</b> look from the outside, the <b>inside</b> is almost a pure white and <b>smooth</b> surface with some vegetation. This is a very significant <b>contrast</b> to be made.</p>	<p>The window design looked like it is inspired by the <b>straits eclectic</b> style with the wood finishes. This can really show the “<b>Malaysian</b>” style, and can relates back to the tropical beach.</p>

<p><b>Important Info:</b></p> <p>The Cloud Art Center does a great job at offering a variety of open spaces by taking the advantage of the compound's underutilised space and transform it into a sanctuary that inspires thought and mystery.</p>	<p><b>Plan</b></p> 		<p><b>Sections</b></p> 	
<p><b>Notes:</b></p> <p>The Center sliced through several partitions in a cheeky and generous manner, much as how Chinese gardens strongly play on purposeful framing throughout the sequential experience of space. It creates a sense of mystery by elegantly concealing as much as displaying.</p>				
<p><b>The Intention &amp; Narrative</b></p>	<p><b>Modifying elements</b></p>	<p><b>Mood or Senses</b></p>	<p><b>What makes these spaces poetic?</b></p>	<p><b>Elements to suggest for The Rain Forest Poetic Journey Structure?</b></p>
<p>The art center seeks to design spaces which emphasize the interaction between the interior and exterior which is the gardens. The band of greenery as the natural backdrop play the role to sooth, inspire and provoke.</p>	<p>Large windows allow enough of <b>light</b> to enter and exit. It provides access to the magnificent outdoors from the gallery. In contrast, the garden, the dynamism of the people, and the <b>cosy glow of the artificial lights</b> at dawn exude a welcoming air.</p>	<p>Tall bamboo and scattered mirror in the bamboo garden distorting the view as well as the fractured path literally leading the visitor to pause and reorient themselves once in awhile.</p>	<p>The gardens of the complex each indicates different flow of movement and embodies varying philosophy from brightness to lushness, austerity to wildness</p>	<p><b>Purposeful framing</b> method used by most <b>chinese garden</b> throughout the sequential experience of space creates a sense of <b>mystery</b> by elegantly concealing as much as displaying may benefit in our project structure.</p>

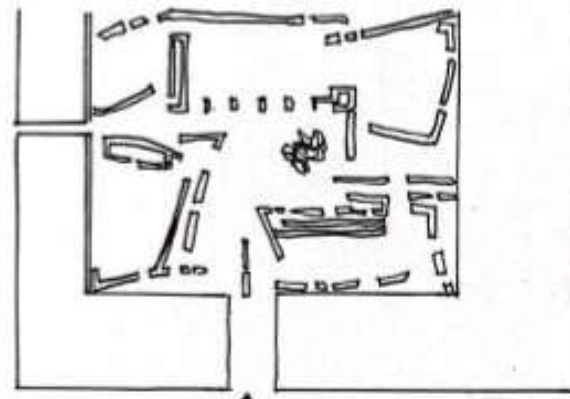
### Important Info:

The Zibo OCT art center naturally bases itself on the specific topographic contours and the rough texture of the northern land, in order to establish a specific sense of domain between the clearly structured man-made objects and the barren nature. The use of pools and bamboo forests not only extends the boundaries of the building itself, but also weakens the opposition between it and nature

### Notes:

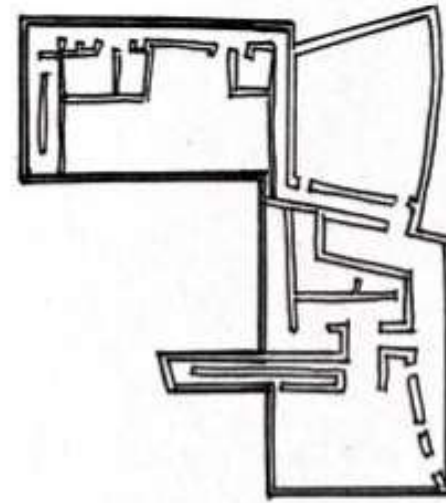
Before entering the central courtyard, passing through aisles between high masonry walls sheltered by eaves of the concrete roof creates series of spatial contrast and lend a tectonic expressiveness to the project.

### Plan

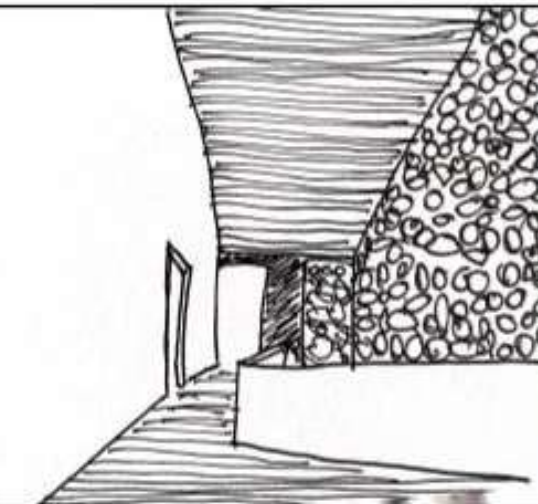
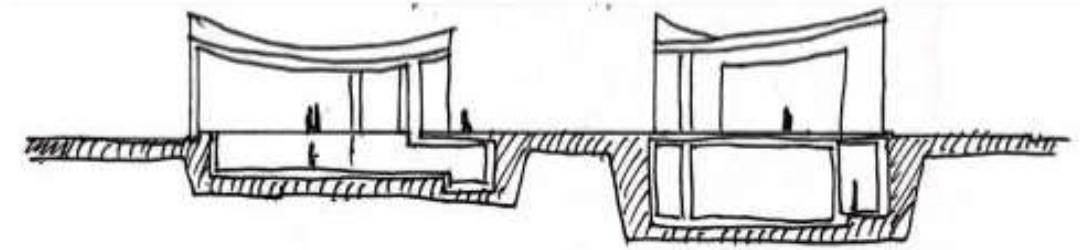


Ground Floor Plan

Underground Floor Plan



### Sections



### The Intention & Narrative

In an empty and desolate environment without any shelter, the site is the only thing that induces your thinking, but its plainness make you feel that it seems to be nothing, and does not have the conditions to build an ideal building at all. But it is also this kind of emptiness that creates an impulse in your heart, eager to reshape the poetic "artificial temple" in the wilderness

### Modifying elements

The building utilises 3 types of material which are concrete, masonry and wood to create different touch and texture which blends nicely into a whole and express a certain kind of spatial experience.

### Mood or Senses

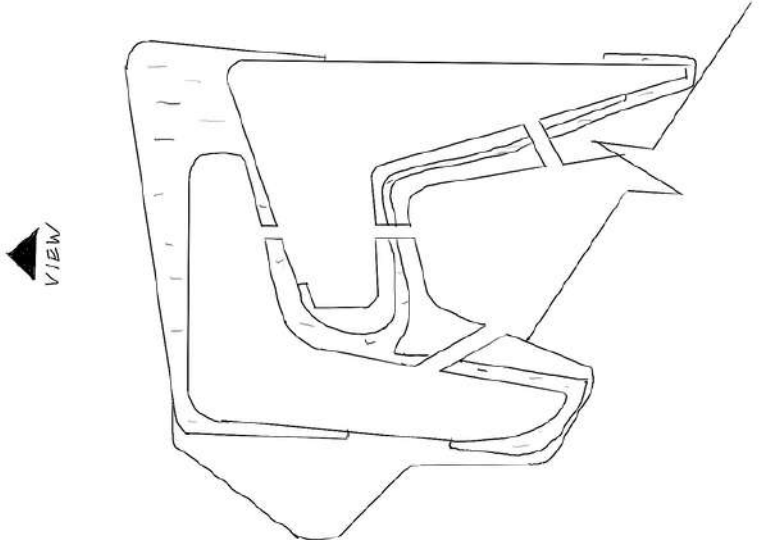
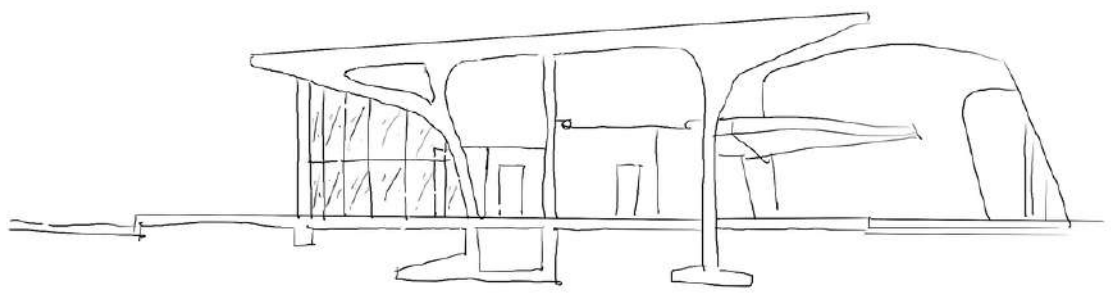

The hyperboloid roof falls to the ground of the interior space under the action of gravity created a strong feeling of tension between the sagging roof and the ground shaped by the critical point of pull from the wall and roof.


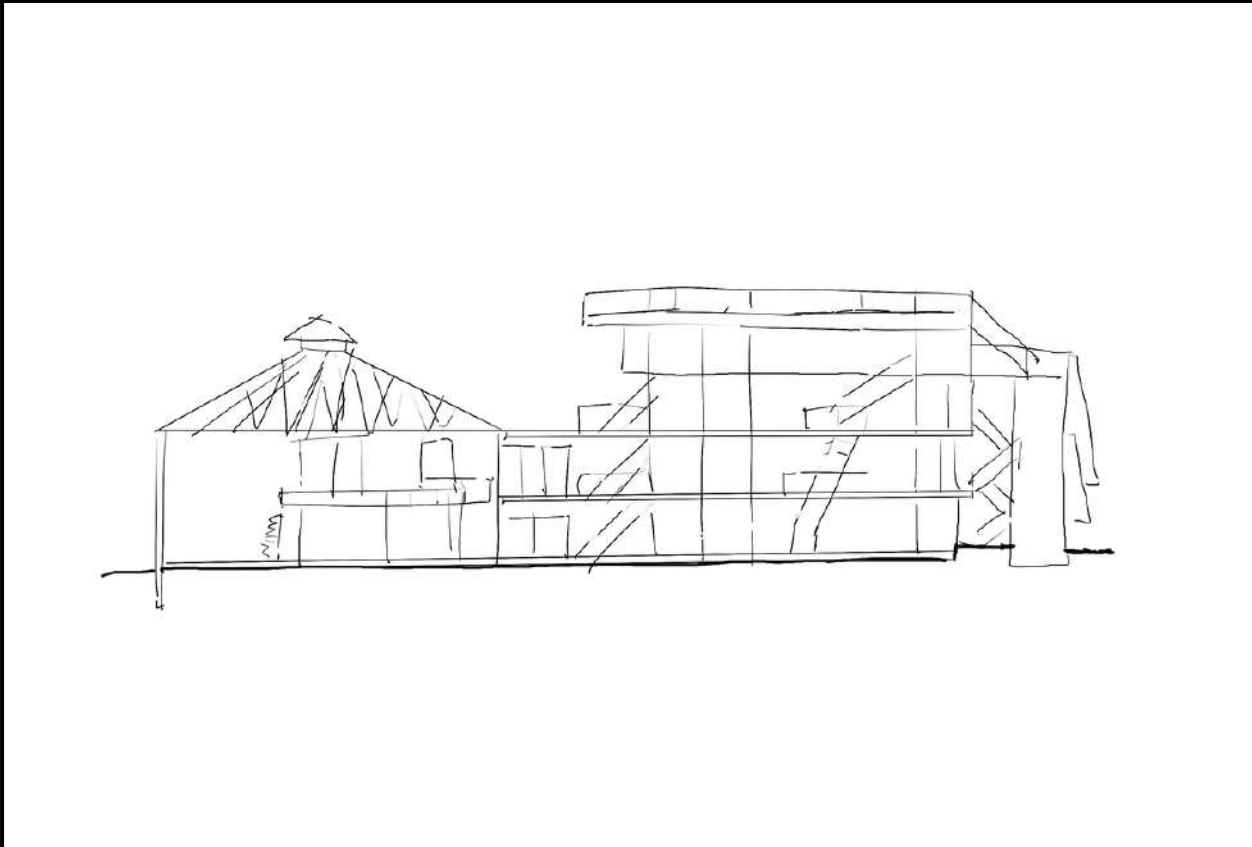




### What makes these spaces poetic?

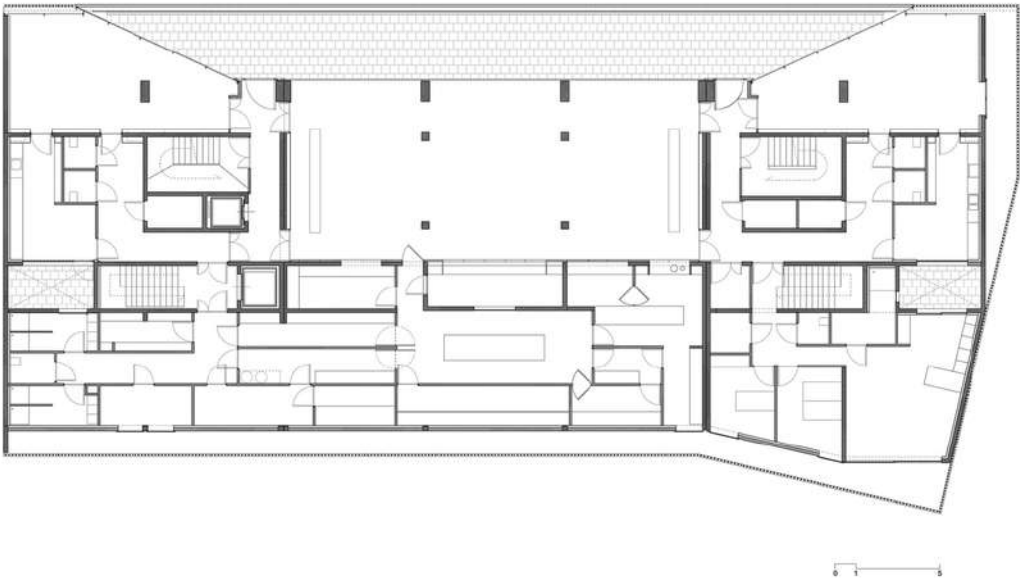
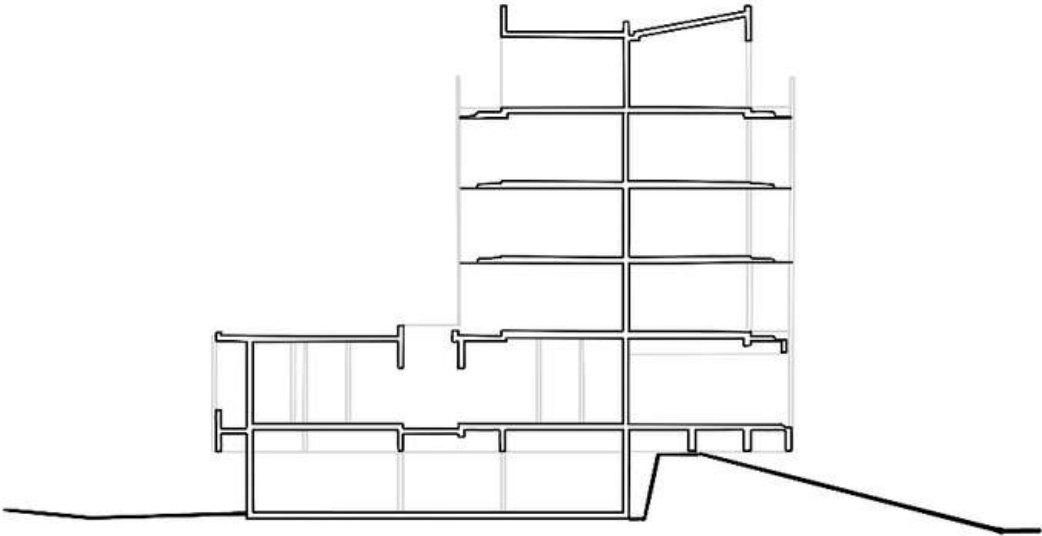




The turning direction of the wall under the undulating hyperboloid roof shapes gray spaces with different depths under the eaves, blurs the boundary between the building and the central inner courtyard, and breaks the symmetry, homogeneity, and order attributes of traditional courtyard buildings

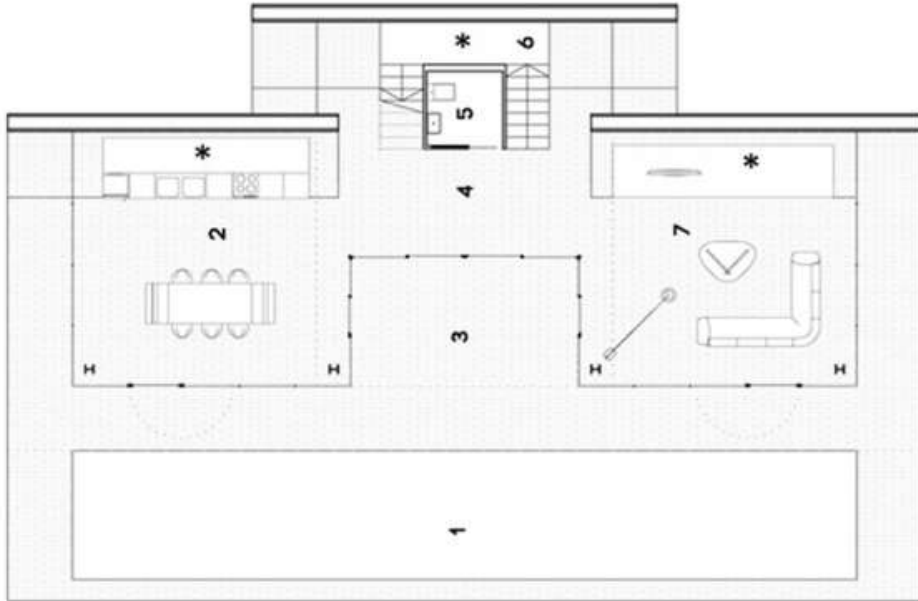
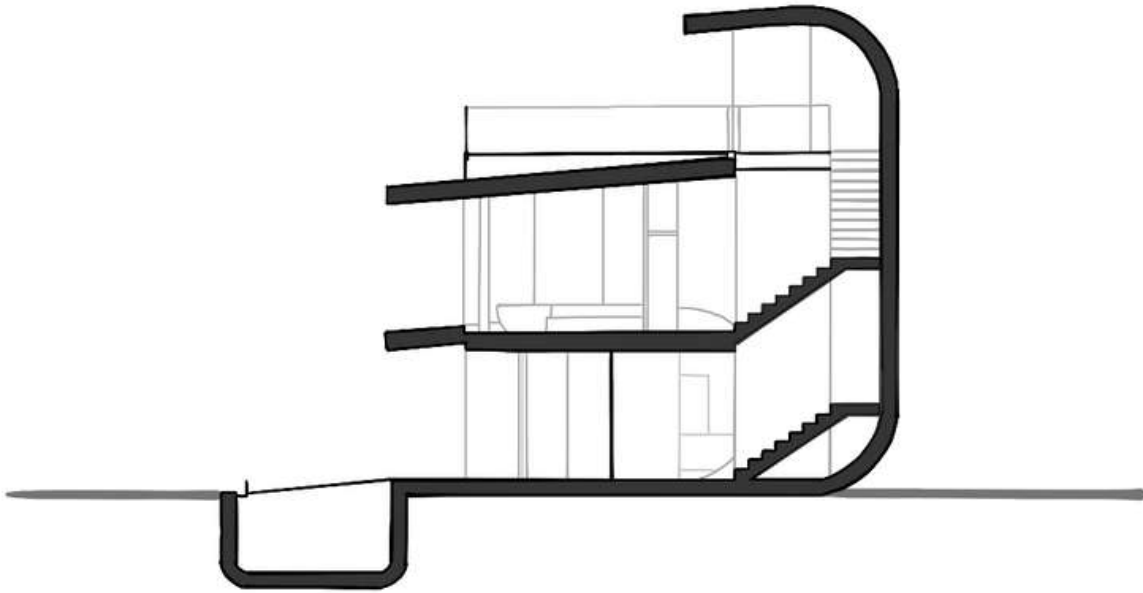




### Elements to suggest for The Rain Forest Poetic Journey Structure?

Types and colour of material plays an important role in expressing significant sense. Simple material such as concrete with a little touch up on the surface would create unexpected effect on spatial experience.

<p>Sun Moon Lake Visitor Centre, one of Taiwan's most popular tourist destinations, exudes an Eastern-influenced calmness. It presents a new symbiotic example of the relationship between the architecture and natural environment.</p>				
<p>Most sightseeing structures consist solely of 'dead space' given the emphasis placed on the best vantage points. Norihiko aims to change this by creating a strong connection between every point of the architecture and its surroundings. Instead of severing the site's topography, the facility builds within the landform and gradually emerges from the sloping mound, creating an integrated garden.</p>				
THE INTENTION & NARRATIVE	MODIFYING ELEMENTS	MOOD OR SENSES	WHAT MAKES THESE SPACES POETIC?	ELEMENTS TO SUGGEST FOR THE TROPICAL BEACH POETIC JOURNEY STRUCTURE?
<p>Norihiko retains the surrounding landscapes intact while bringing out and expanding the structure's potential strength to the greatest extent.</p> <p>The two top structures, which have a large span and extend out like human arms embracing earth, are the most prominent feature of this visitor centre.</p>	<p>The form of the centre features subtle and dramatic curves that either fan out above to provide shade or funnel space together.</p> <p>A series of long reflecting pools connected by flat foot bridges keep Sun Moon lake visible even when it is not the primary visual focus, creating a setting for man-nature interaction.</p>	<p>The visitor centre is well ventilated, and fresh air can flow in at any time. It is also entirely covered with exposed concrete wood-patterned exteriors and is partially surrounded by a large reflecting pool. As such, being close to nature can provide users with a sense of serenity.</p>	<p>The adeptly equitable interaction of topography, natural view, and various space levels makes this centre enthralling.</p>	<p>Smooth interior and exterior compositions and circulations within the space.</p> <p>Positioning of the structure's openings and the interaction of light and shadow to provide views and shades.</p>

<p>The design sought to achieve a harmonious coexistence of the old and new, as well as architecture and nature.</p>				
<p>The Godown Art Centre was originally an old Dutch warehouse. The building now consists of Brick Annexe (original building) and an extension dubbed the Concrete Annexe. It is also inclusive with the street and sustains humans, animal and even vegetation. New communal areas were created by deconstructing and modifying the layout of the building spaces to achieve a seamless transition from nature to public and private spaces.</p>	   			
<b>THE INTENTION &amp; NARRATIVE</b>	<b>MODIFYING ELEMENTS</b>	<b>MOOD OR SENSES</b>	<b>WHAT MAKES THESE SPACES POETIC?</b>	<b>ELEMENTS TO SUGGEST FOR THE TROPICAL BEACH POETIC JOURNEY STRUCTURE?</b>
<p>This contemporary and eco-conscious open-air building emphasises on the beauty of liminal. They preserved the ficus grown in abandonment while opening up to street activities through an aerial extension made of concrete and metal.</p>	<p>The main building materials for the art centre are concrete and steel. Utmost intriguing and appealing features are the metal cover that surrounds the structure and the high ceilings, which are featured for a more intimate setting.</p>	<p>The monotonous exterior and minimalistic interior brings a futuristic spatial experience, but the surrounded nature offers a connection to the environment. The structure's design conveys impression of a time-worn object attributable to corroded walls, stone flooring, vine plants and moss growth.</p>	<p>The play of light and shadow in through disorganised openings of the structure.</p> <p>Interplay of curves and linear lines across the structure.</p>	<p>Positioning of the structure's openings and the interaction of light and shadow to provide views and shades, as well as ventilation.</p>

International accommodation center for Oceanological observatory					Then Jia Cheng	0344945
<div>Important Info:</div> <div><b>principle use:</b> European scientific research and training centre</div> <div><ul style="list-style-type: none"><li>Accommodate the scientists and students from all over the world during short research and experimentation missions</li></ul></div>	<div>Plan</div> <div></div>		<div>Sections</div> <div></div>			
	<div>Notes:</div> <div><b>Location:</b> France</div> <div><b>Size:</b> -</div> <div><b>Architect:</b> Atelier Fernandez &amp; Serres</div> <div><b>Year built:</b> 2013</div>		<div>Image</div> <div></div>	<div>Image</div> <div></div>	<div>Image</div> <div></div>	<div>Image</div> <div></div>
The Intention & Narrative	Modifying elements	Mood or Senses	What makes these spaces poetic?	Elements to suggest for The Rain Forest Poetic Journey Structure?		
<div><ul style="list-style-type: none"><li>The design intention was to relate to the oceanic research target such as fish, corals and etc.</li></ul></div>	<div><ul style="list-style-type: none"><li>Seventy-four residences for traveling students and researchers are concealed behind a pink concrete screen which allows in light and ventilation.</li></ul></div>	<div><ul style="list-style-type: none"><li>The natural light shines through the facade of the architecture creating shades to the rooms and the walkways.</li></ul></div>	<div><ul style="list-style-type: none"><li>The facade was assembled in modules according to a simple mathematical algorithm which creates a vibration in the shadows and the matter.</li></ul></div>	<div><ul style="list-style-type: none"><li>The ventilation and the shading element were the main focus of this architecture. We can apply these elements in future architecture as well.</li></ul></div>		

<div>Important Info:</div> <div>principle use: House for living</div>		<div>Plan</div> 		<div>Sections</div> 					
<div>Notes:</div> <div>Location: Spain</div> <div>Size: 300sqm</div> <div>Architect: Victor Lusquinos</div> <div>Year built: -</div>		<div>Image</div> 		<div>Image</div> 		<div>Image</div> 		<div>Image</div> 	
<div>The Intention &amp; Narrative</div>		<div>Modifying elements</div>		<div>Mood or Senses</div>		<div>What makes these spaces poetic?</div>		<div>Elements to suggest for The Rain Forest Poetic Journey Structure?</div>	
<ul style="list-style-type: none"><li>The design intention was to mimic the waves of the ocean by respecting and analyzing the environment.</li></ul>		<ul style="list-style-type: none"><li>The big windowed walls expose the interior rooms that face outward towards a stunning ocean view to let the natural light shines in while having activities in the rooms.</li></ul>		<ul style="list-style-type: none"><li>The top floor serves as a lovely place for relaxation and sunbathing as it was placed high on top and can get direct sunlight without any blocking.</li><li>One side of the building was windowed walls, while the back structure of the building is made out of ceramic and serves as what Lusquios describes as a 'protective skin'.</li></ul>		<ul style="list-style-type: none"><li>Upon approaching the back of the project, the facade of the dwelling resembles a protective shell, while the interior is completely open to the landscape and focuses views towards the sea, with the horizontal lines of the roof elements emphasizing the endless horizon.</li></ul>		<ul style="list-style-type: none"><li>The knowledge of taking and mirroring so many qualities of the environment should be considered in future architecture. This will let the residence or users to fully experience it.</li></ul>	

# CASA DE RETIRO ESPIRITUAL SEVILLE, SPAIN

CHONG PEI EN, TEAM S



Architect: Emilio Ambasz  
Year: 1957 Area: 280 sqm

## NARRATIVE

The house features two tall white walls that contrast with its rural surroundings. Auditorium-like steps lead down to an open-air patio, which serves as a gateway to the interior and evokes a sense of curiosity. Only upon turning around does one become aware of the steep stairs on the towering walls that ascend to the mirador. The mirador is a balcony that offers views of the landscape and serves as a space for contemplation.

## CONCEPT

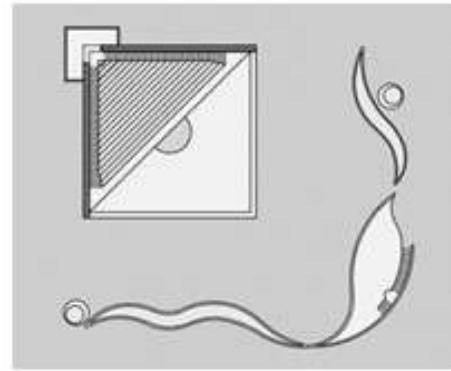
Merging heaven and hell concepts, which are reflected in its underground and balcony areas.

## INTENTION

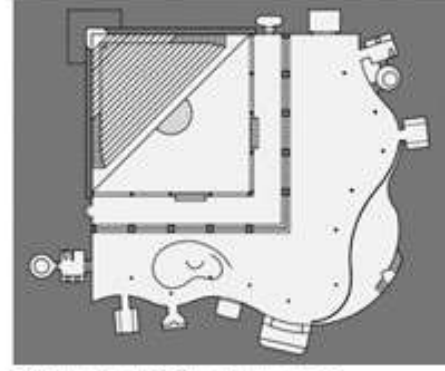
A place to escape from the confusion and uncertainty of life.

## MATERIAL

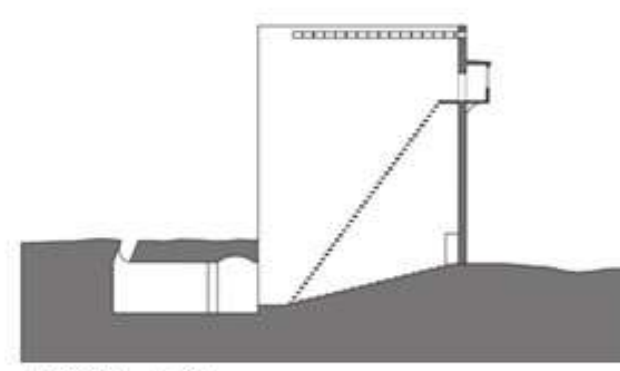
The construction of the house followed the practices of local builders and incorporates the use of concrete, earth, and bricks. The use of concrete walls creates a sense of permanence and stability within the surrounding environment.



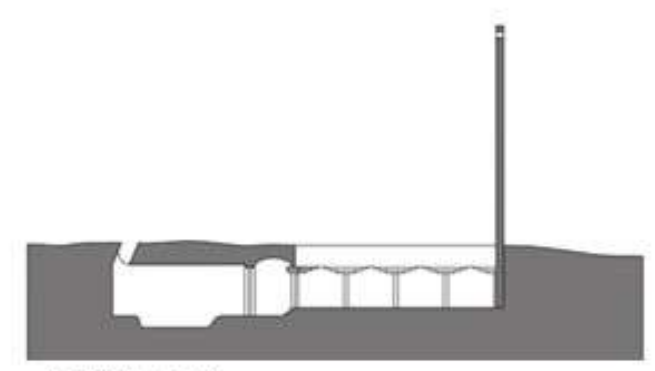
UPPER FLOOR PLAN (NTS)



GROUND FLOOR PLAN (NTS)



SECTION (NTS)



SECTION (NTS)



## MODIFYING ELEMENTS

### LIGHT AND SHADOW

The intersecting wall, curved forms, and openings create an ever-changing interplay of light and shadow, connecting the interior with the natural world and conveying a sense of movement and the passage of time.



The building's north-facing walls provide shade to the balcony, while the interior is softly lit by diffused light from the curved skylights and inner wall reflections.

### SOUND

Visitors reach the balcony via two metal staircases with cascading water in handrail grooves. Water sound increases as it flows into a semi-circular fountain, then fades as visitors ascend.



### SCALE

Two towering white stucco walls meet at a right angle, creating a striking entrance to the house and a stark contrast to the peaceful rural surroundings. A balcony with stunning views sits high up where the walls meet.

## MOOD/SENSE

The building's design instills visitors with a sense of awe and tranquility, as its simple shape and interplay of light and shadow encourage contemplation and spiritual reflection, providing an escape from the daily hustle and bustle.



### TEMPERATURE

The house is naturally insulated by the earth, providing a cool environment in the hot and dry southern climate. The design integrates the roof and minimizes its impact on the surrounding landscape.



## WHAT MAKES THESE SPACES POETIC

The Casa de Retiro Espiritual is set alone in the lush countryside of rural Spain, surrounded by groves of trees and overlooking a lake, which creates the perfect setting for contemplation and relaxation.

The spaces of the building not only focus on the function but also enhance the users' emotions and feelings. Even though the interior is insulated underground, the users can still experience the change in time and a sense of movement within the space using light and shadow. The main space to be constructed underground is to merge the roof with the surrounding landscape and minimize its impact, also to create a sense of calm for the users.



## ELEMENTS TO SUGGEST FOR THE TROPICAL BEACH POETIC JOURNEY STRUCTURE



Creating harmony with the surrounding landscape, focusing on the relationship between nature and architecture.

Manipulating the light and shadow in different ways to a unique atmosphere within a space

Enhancing the users' experience and encouraging to engage with the surrounding

# THE RONCHAMP CHAPEL

RONCHAMP, FRANCE

CHONG PEI EN, TEAM S



**Architect:** Le Corbusier

**Year:** 1955 **Area:** 2,735 ha

## NARRATIVE

The Ronchamp Notre Dame Church has a curved roof and massive walls resembling folded arms reaching toward heaven. The placement of windows, the volume of the building, and the smooth whitewashed concrete all contribute to the spiritual atmosphere within the church. The design aims to create a meaningful experience for the devotees who visit the church.

## CONCEPT

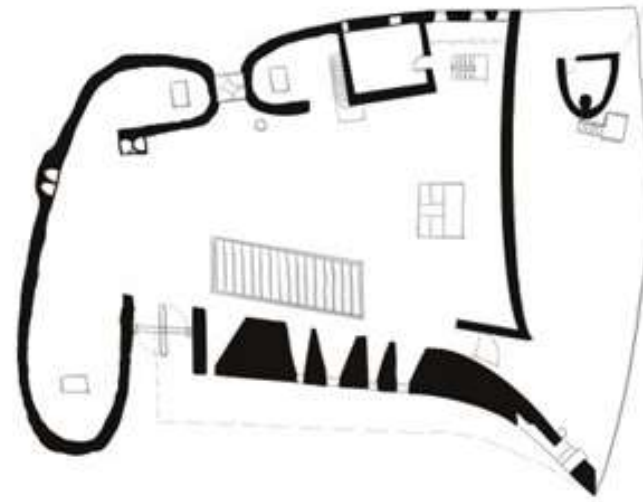
A place for meditation where the sound and prominence of space are free from any additional elements.

## INTENTION

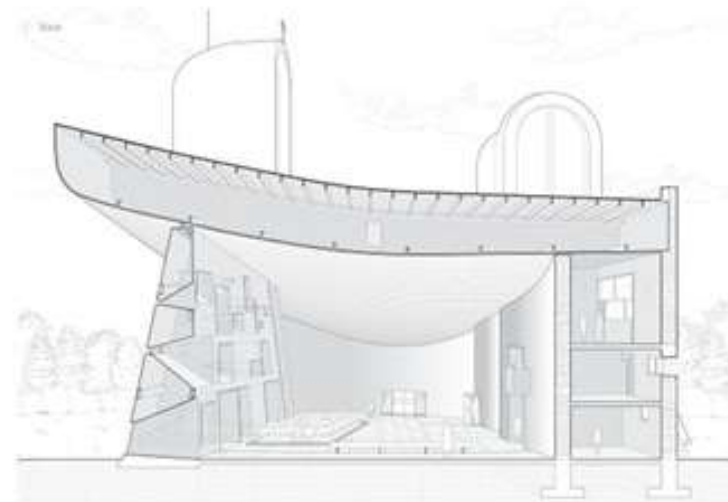
To create a space of silence, inviting prayer to experience a sense of spiritual peace and inner joy.

## Material

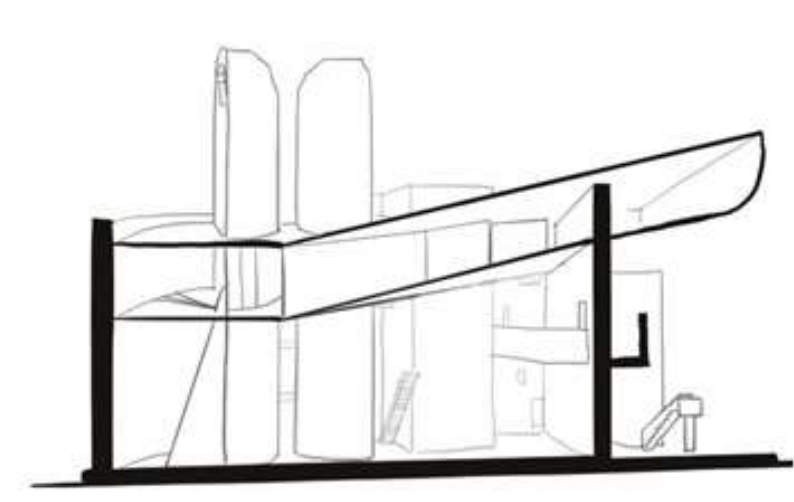
The main structure of the chapel is made of reinforced concrete to create a dramatic and sculptural form on both the exterior and interior spaces and respond to the local cultural and climatic changes. The chapel's interior is illuminated by colorful glass-filled holes, allowing natural light to enter and brighten the space.



FLOOR PLAN (NTS)



SECTION (NTS)



SECTION (NTS)



## MODIFYING ELEMENTS

### LIGHT AND SHADOW

The chapel's openings are angled to capture the sun at different times of the day, providing natural light and preparing visitors for the changing light inside and leading them to the next spiritual realm.



The concrete walls feature clear and colored glass windows of various sizes that illuminate the chapel. Warm colors symbolize energy, while cool colors represent serenity, reflecting the natural surroundings.



### COLOR AND LIGHT

Different colors were used to create a meditative and reflective space, while also reinforcing the sense of intimacy and warmth within the space.



The use of white wall and natural light to create focus on the church



The natural light becomes a holy spread inside the lower's red walls

## MOOD/SENSE

The Ronchamp Chapel is set atop a hill with a breathtaking view which adds to the transcendent atmosphere of the chapel and creates a sense of separation from the world. The design of this chapel evokes visitors a sense of awe, solemn, and intimacy. Natural light is used to create a dynamic sense of movement and spirituality within the space, while the use of rough-textured materials generates a sense of shadow, contrast, and tactile experience.



## TEXTURE

The rough, textured walls are designed to reflect and absorb light in various ways. The curved surface on the left creates a gradual transition from light to shadow, avoiding glaring highlights and sudden shade.



## WHAT MAKES THESE SPACES POETIC

The building's design incorporates a deliberate interplay of light and shadow, guiding visitors to find their way and reflect on the divine and transcendental. The non-linear and non-hierarchical spaces are intended to enhance the visitor's experience in a more intuitive and sensory way, allowing them to engage with the space on a deeper level. Together, these design elements create an atmosphere that invites visitors to reflect, meditate, and connect with something greater than themselves. This chapel is a holy place to inspire and uplift the human spirit.



## ELEMENTS TO SUGGEST FOR THE TROPICAL BEACH POETIC JOURNEY STRUCTURE



Natural light can be manipulated by design to indicate a particular pathway and guide people to find their way.

Using colors with light to identify specific spaces and creating different moods and atmospheres

The choice of materials, such as concrete, can also impact the way light and shadow are perceived, with rough textures creating contrast and tactile experiences that enhance the interplay between light and shadow